

畢業生流向（各學系追蹤數與畢業生表現）

一、各學系(制)應追蹤人數、已追蹤人數與未追蹤人數及其比例

110 學年度畢業生畢業一年：執行問卷數共計 3,292 份問卷，回收 2,730 份問卷，回收率 82.93%。

108 學年度畢業生畢業三年：執行問卷數共計 3,475 份問卷，回收 2,597 份問卷，回收率 74.73%。

106 學年度畢業生畢業五年：執行問卷數共計 3,451 份問卷，回收 2,368 份問卷，回收率 68.62%。

表：110 學年度畢業生畢業一年

| 系所名稱 | 應追蹤人數 (畢業人數) | 已追蹤人數 (樣本回收數) | 未追蹤人數 (未完成人數) | 樣本回收率 (%) |
|-------------|-----------------|------------------|------------------|-----------|
| 中國文學系學士班 | 138 | 119 | 19 | 86.23% |
| 中國文學系碩士班 | 8 | 8 | 0 | 100.00% |
| 中國文學系碩士在職專班 | 3 | 2 | 1 | 66.67% |
| 中國文學系博士班 | 4 | 3 | 1 | 75.00% |
| 中國文學系進修部 | 14 | 10 | 4 | 71.43% |
| 歷史學系學士班 | 45 | 38 | 7 | 84.44% |
| 歷史學系碩士班 | 5 | 5 | 0 | 100.00% |
| 哲學系學士班 | 36 | 30 | 6 | 83.33% |
| 哲學系碩士班 | 4 | 3 | 1 | 75.00% |
| 政治學系學士班 | 101 | 88 | 13 | 87.13% |
| 政治學系碩士班 | 3 | 3 | 0 | 100.00% |
| 社會學系學士班 | 93 | 77 | 16 | 82.80% |
| 社會學系碩士班 | 4 | 3 | 1 | 75.00% |
| 社會學系碩士在職專班 | 1 | 1 | 0 | 100.00% |
| 社會工作學系學士班 | 115 | 95 | 20 | 82.61% |
| 社會工作學系碩士班 | 11 | 11 | 0 | 100.00% |

表：110 學年度畢業生畢業一年

| 系所名稱 | 應追蹤人數 (畢業人數) | 已追蹤人數 (樣本回收數) | 未追蹤人數 (未完成人數) | 樣本回收率 (%) |
|--------------|-----------------|------------------|------------------|-----------|
| 音樂學系學士班 | 47 | 35 | 12 | 74.47% |
| 音樂學系碩士班 | 23 | 16 | 7 | 69.57% |
| 音樂學系碩士在職專班 | 5 | 3 | 2 | 60.00% |
| 人權碩士學位學程 | 4 | 4 | 0 | 100.00% |
| 英文學系學士班 | 160 | 129 | 31 | 80.63% |
| 英文學系碩士班 | 5 | 3 | 2 | 60.00% |
| 英文學系進修部 | 23 | 19 | 4 | 82.61% |
| 日本語文學系學士班 | 189 | 152 | 37 | 80.42% |
| 日本語文學系碩士班 | 8 | 7 | 1 | 87.50% |
| 日本語文學系碩士在職專班 | 5 | 4 | 1 | 80.00% |
| 日本語文學系博士班 | 2 | 2 | 0 | 100.00% |
| 日本語文學系進修部 | 123 | 78 | 45 | 63.41% |
| 德國文化學系學士班 | 53 | 44 | 9 | 83.02% |
| 德國文化學系碩士班 | 1 | 1 | 0 | 100.00% |
| 數學系學士班 | 30 | 28 | 2 | 93.33% |
| 數學系碩士班 | 7 | 5 | 2 | 71.43% |
| 物理學系學士班 | 39 | 35 | 4 | 89.74% |
| 化學系學士班 | 41 | 33 | 8 | 80.49% |
| 化學系碩士班 | 5 | 5 | 0 | 100.00% |
| 微生物學系學士班 | 52 | 44 | 8 | 84.62% |
| 微生物學系碩士班 | 2 | 2 | 0 | 100.00% |
| 微生物學系博士班 | 1 | 1 | 0 | 100.00% |
| 心理學系學士班 | 73 | 66 | 7 | 90.41% |
| 心理學系碩士班 | 22 | 21 | 1 | 95.45% |

表：110 學年度畢業生畢業一年

| 系所名稱 | 應追蹤人數 (畢業人數) | 已追蹤人數 (樣本回收數) | 未追蹤人數 (未完成人數) | 樣本回收率 (%) |
|------------------|-----------------|------------------|------------------|-----------|
| 法律學系學士班 | 242 | 186 | 56 | 76.86% |
| 法律學系碩士班 | 74 | 60 | 14 | 81.08% |
| 法律學系碩士在職專班 | 82 | 77 | 5 | 93.90% |
| 法律學系博士班 | 5 | 4 | 1 | 80.00% |
| 經濟學系學士班 | 161 | 131 | 30 | 81.37% |
| 經濟學系碩士班 | 10 | 7 | 3 | 70.00% |
| 經濟學系碩士在職專班 | 11 | 8 | 3 | 72.73% |
| 經濟學系博士班 | 2 | 2 | 0 | 100.00% |
| 會計學系學士班 | 232 | 201 | 31 | 86.64% |
| 會計學系碩士班 | 39 | 32 | 7 | 82.05% |
| 會計學系碩士在職專班 | 18 | 17 | 1 | 94.44% |
| 企業管理學系學士班 | 197 | 175 | 22 | 88.83% |
| 企業管理學系碩士班 | 35 | 27 | 8 | 77.14% |
| 企業管理學系碩士在職專班 | 19 | 17 | 2 | 89.47% |
| 國際經營與貿易學系學士班 | 122 | 98 | 24 | 80.33% |
| 國際經營與貿易學系碩士班 | 17 | 17 | 0 | 100.00% |
| 國際經營與貿易學系碩士在職專班 | 13 | 13 | 0 | 100.00% |
| 財務工程與精算數學系學士班 | 154 | 126 | 28 | 81.82% |
| 財務工程與精算數學系碩士班 | 27 | 24 | 3 | 88.89% |
| 財務工程與精算數學系碩士在職專班 | 4 | 4 | 0 | 100.00% |
| 資訊管理學系學士班 | 113 | 95 | 18 | 84.07% |
| 資訊管理學系碩士班 | 13 | 11 | 2 | 84.62% |
| 資訊管理學系碩士在職專班 | 16 | 15 | 1 | 93.75% |
| 商學進修學士班 | 36 | 28 | 8 | 77.78% |

表：110 學年度畢業生畢業一年

| 系所名稱 | 應追蹤人數 (畢業人數) | 已追蹤人數 (樣本回收數) | 未追蹤人數 (未完成人數) | 樣本回收率 (%) |
|-----------------|-----------------|------------------|------------------|---------------|
| EMBA 高階經營碩士在職專班 | 16 | 16 | 0 | 100.00% |
| 巨量資料管理學院學士學位學程 | 90 | 75 | 15 | 83.33% |
| 巨量資料管理學院碩士學位學程 | 17 | 12 | 5 | 70.59% |
| 巨量資料碩士在職專班 | 20 | 18 | 2 | 90.00% |
| 學士後巨量資料分析學士學位學程 | 1 | 1 | 0 | 100.00% |
| 資料科學系碩士班 | 1 | 0 | 1 | 0.00% |
| 畢業一年總計 | 3,292 | 2,730 | 562 | 82.93% |

表：108 學年度畢業生畢業三年

| 系所名稱 | 應追蹤人數 (畢業人數) | 已追蹤人數 (樣本回收數) | 未追蹤人數 (未完成人數) | 樣本回收率 (%) |
|-------------|-----------------|------------------|------------------|-----------|
| 中國文學系學士班 | 170 | 133 | 37 | 78.24% |
| 中國文學系碩士班 | 4 | 4 | 0 | 100.00% |
| 中國文學系碩士在職專班 | 4 | 4 | 0 | 100.00% |
| 中國文學系博士班 | 5 | 5 | 0 | 100.00% |
| 中國文學系進修部 | 33 | 19 | 14 | 57.58% |
| 歷史學系學士班 | 53 | 40 | 13 | 75.47% |
| 歷史學系碩士班 | 1 | 1 | 0 | 100.00% |
| 哲學系學士班 | 49 | 32 | 17 | 65.31% |
| 哲學系碩士班 | 3 | 3 | 0 | 100.00% |
| 政治學系學士班 | 115 | 92 | 23 | 80.00% |
| 政治學系碩士班 | 9 | 8 | 1 | 88.89% |
| 社會學系學士班 | 82 | 64 | 18 | 78.05% |
| 社會學系碩士班 | 8 | 6 | 2 | 75.00% |
| 社會學系碩士在職專班 | 9 | 8 | 1 | 88.89% |
| 社會工作學系學士班 | 128 | 101 | 27 | 78.91% |
| 社會工作學系碩士班 | 10 | 10 | 0 | 100.00% |
| 音樂學系學士班 | 63 | 35 | 28 | 55.56% |
| 音樂學系碩士班 | 20 | 13 | 7 | 65.00% |
| 音樂學系碩士在職專班 | 4 | 4 | 0 | 100.00% |
| 人權碩士班 | 4 | 4 | 0 | 100.00% |
| 英文學系學士班 | 170 | 115 | 55 | 67.65% |
| 英文學系碩士班 | 4 | 0 | 4 | 0.00% |
| 英文學系進修部 | 47 | 33 | 14 | 70.21% |
| 日本語文學系學士班 | 185 | 125 | 60 | 67.57% |

表：108 學年度畢業生畢業三年

| 系所名稱 | 應追蹤人數 (畢業人數) | 已追蹤人數 (樣本回收數) | 未追蹤人數 (未完成人數) | 樣本回收率 (%) |
|--------------|-----------------|------------------|------------------|-----------|
| 日本語文學系碩士班 | 7 | 5 | 2 | 71.43% |
| 日本語文學系碩士在職專班 | 5 | 4 | 1 | 80.00% |
| 日本語文學系博士班 | 3 | 3 | 0 | 100.00% |
| 日本語文學系進修部 | 100 | 66 | 34 | 66.00% |
| 德國文化學系學士班 | 55 | 36 | 19 | 65.45% |
| 德國文化學系碩士班 | 1 | 1 | 0 | 100.00% |
| 數學系學士班 | 31 | 28 | 3 | 90.32% |
| 數學系碩士班 | 5 | 5 | 0 | 100.00% |
| 物理學系學士班 | 29 | 25 | 4 | 86.21% |
| 化學系學士班 | 43 | 35 | 8 | 81.40% |
| 化學系碩士班 | 9 | 6 | 3 | 66.67% |
| 微生物學系學士班 | 48 | 38 | 10 | 79.17% |
| 微生物學系碩士班 | 4 | 3 | 1 | 75.00% |
| 心理學系學士班 | 70 | 53 | 17 | 75.71% |
| 心理學系碩士班 | 24 | 23 | 1 | 95.83% |
| 法律學系學士班 | 256 | 188 | 68 | 73.44% |
| 法律學系碩士班 | 58 | 41 | 17 | 70.69% |
| 法律學系碩士在職專班 | 103 | 82 | 21 | 79.61% |
| 法律學系博士班 | 1 | 1 | 0 | 100.00% |
| 經濟學系學士班 | 174 | 138 | 36 | 79.31% |
| 經濟學系碩士班 | 15 | 13 | 2 | 86.67% |
| 經濟學系碩士在職專班 | 2 | 2 | 0 | 100.00% |
| 經濟學系博士班 | 2 | 1 | 1 | 50.00% |
| 會計學系學士班 | 250 | 187 | 63 | 74.80% |

表：108 學年度畢業生畢業三年

| 系所名稱 | 應追蹤人數 (畢業人數) | 已追蹤人數 (樣本回收數) | 未追蹤人數 (未完成人數) | 樣本回收率 (%) |
|------------------|-----------------|------------------|------------------|---------------|
| 會計學系碩士班 | 30 | 26 | 4 | 86.67% |
| 會計學系碩士在職專班 | 14 | 10 | 4 | 71.43% |
| 企業管理學系學士班 | 229 | 164 | 65 | 71.62% |
| 企業管理學系碩士班 | 35 | 26 | 9 | 74.29% |
| 企業管理學系碩士在職專班 | 24 | 20 | 4 | 83.33% |
| 國際經營與貿易學系學士班 | 141 | 90 | 51 | 63.83% |
| 國際經營與貿易學系碩士班 | 24 | 18 | 6 | 75.00% |
| 國際經營與貿易學系碩士在職專班 | 20 | 18 | 2 | 90.00% |
| 財務工程與精算數學系學士班 | 165 | 125 | 40 | 75.76% |
| 財務工程與精算數學系碩士班 | 15 | 12 | 3 | 80.00% |
| 財務工程與精算數學系碩士在職專班 | 5 | 4 | 1 | 80.00% |
| 資訊管理學系學士班 | 101 | 80 | 21 | 79.21% |
| 資訊管理學系碩士班 | 17 | 13 | 4 | 76.47% |
| 資訊管理學系碩士在職專班 | 13 | 12 | 1 | 92.31% |
| 商學進修學士班 | 38 | 26 | 12 | 68.42% |
| EMBA 高階經營碩士在職專班 | 14 | 14 | 0 | 100.00% |
| 巨量資料管理學院學士學位學程 | 82 | 68 | 14 | 82.93% |
| 巨量資料管理學院碩士學位學程 | 9 | 8 | 1 | 88.89% |
| 巨量資料碩士在職專班 | 16 | 14 | 2 | 87.50% |
| 學士後巨量資料分析學士學位學程 | 8 | 6 | 2 | 75.00% |
| 畢業三年總計 | 3,475 | 2,597 | 878 | 74.73% |

表：106 學年度畢業生畢業五年

| 系所名稱 | 應追蹤人數 (畢業人數) | 已追蹤人數 (樣本回收數) | 未追蹤人數 (未完成人數) | 樣本回收率 (%) |
|-------------|-----------------|------------------|------------------|-----------|
| 中國文學系學士班 | 149 | 111 | 38 | 74.50% |
| 中國文學系碩士班 | 10 | 8 | 2 | 80.00% |
| 中國文學系碩士在職專班 | 1 | 0 | 1 | 0.00% |
| 中國文學系博士班 | 3 | 2 | 1 | 66.67% |
| 中國文學系進修部 | 27 | 17 | 10 | 62.96% |
| 歷史學系學士班 | 60 | 37 | 23 | 61.67% |
| 歷史學系碩士班 | 2 | 2 | 0 | 100.00% |
| 哲學系學士班 | 36 | 27 | 9 | 75.00% |
| 哲學系碩士班 | 3 | 3 | 0 | 100.00% |
| 政治學系學士班 | 99 | 69 | 30 | 69.70% |
| 政治學系碩士班 | 7 | 5 | 2 | 71.43% |
| 社會學系學士班 | 114 | 80 | 34 | 70.18% |
| 社會學系碩士班 | 3 | 2 | 1 | 66.67% |
| 社會學系碩士在職專班 | 5 | 3 | 2 | 60.00% |
| 社會工作學系學士班 | 128 | 99 | 29 | 77.34% |
| 社會工作學系碩士班 | 13 | 13 | 0 | 100.00% |
| 音樂學系學士班 | 65 | 39 | 26 | 60.00% |
| 音樂學系碩士班 | 11 | 9 | 2 | 81.82% |
| 音樂學系碩士在職專班 | 5 | 3 | 2 | 60.00% |
| 人權碩士班 | 1 | 1 | 0 | 100.00% |
| 英文學系學士班 | 165 | 108 | 57 | 65.45% |
| 英文學系碩士班 | 3 | 3 | 0 | 100.00% |
| 英文學系進修部 | 33 | 10 | 23 | 30.30% |

表：106 學年度畢業生畢業五年

| 系所名稱 | 應追蹤人數 (畢業人數) | 已追蹤人數 (樣本回收數) | 未追蹤人數 (未完成人數) | 樣本回收率 (%) |
|--------------|-----------------|------------------|------------------|-----------|
| 日本語文學系學士班 | 194 | 126 | 68 | 64.95% |
| 日本語文學系碩士班 | 8 | 6 | 2 | 75.00% |
| 日本語文學系碩士在職專班 | 3 | 2 | 1 | 66.67% |
| 日本語文學系博士班 | 6 | 5 | 1 | 83.33% |
| 日本語文學系進修部 | 100 | 55 | 45 | 55.00% |
| 德國文化學系學士班 | 62 | 36 | 26 | 58.06% |
| 德國文化學系碩士班 | 3 | 2 | 1 | 66.67% |
| 數學系學士班 | 45 | 34 | 11 | 75.56% |
| 數學系碩士班 | 8 | 8 | 0 | 100.00% |
| 物理學系學士班 | 41 | 39 | 2 | 95.12% |
| 化學系學士班 | 42 | 30 | 12 | 71.43% |
| 化學系碩士班 | 4 | 3 | 1 | 75.00% |
| 微生物學系學士班 | 54 | 41 | 13 | 75.93% |
| 微生物學系碩士班 | 5 | 4 | 1 | 80.00% |
| 心理學系學士班 | 71 | 46 | 25 | 64.79% |
| 心理學系碩士班 | 19 | 17 | 2 | 89.47% |
| 法律學系學士班 | 252 | 166 | 86 | 65.87% |
| 法律學系碩士班 | 74 | 60 | 14 | 81.08% |
| 法律學系碩士在職專班 | 79 | 59 | 20 | 74.68% |
| 法律學系博士班 | 3 | 2 | 1 | 66.67% |
| 經濟學系學士班 | 169 | 105 | 64 | 62.13% |
| 經濟學系碩士班 | 14 | 12 | 2 | 85.71% |
| 經濟學系碩士在職專班 | 6 | 6 | 0 | 100.00% |
| 會計學系學士班 | 261 | 175 | 86 | 67.05% |

表：106 學年度畢業生畢業五年

| 系所名稱 | 應追蹤人數 (畢業人數) | 已追蹤人數 (樣本回收數) | 未追蹤人數 (未完成人數) | 樣本回收率 (%) |
|------------------|-----------------|------------------|------------------|---------------|
| 會計學系碩士班 | 32 | 25 | 7 | 78.13% |
| 會計學系碩士在職專班 | 25 | 23 | 2 | 92.00% |
| 企業管理學系學士班 | 242 | 157 | 85 | 64.88% |
| 企業管理學系碩士班 | 41 | 31 | 10 | 75.61% |
| 企業管理學系碩士在職專班 | 33 | 28 | 5 | 84.85% |
| 國際經營與貿易學系學士班 | 139 | 87 | 52 | 62.59% |
| 國際經營與貿易學系碩士班 | 23 | 19 | 4 | 82.61% |
| 國際經營與貿易學系碩士在職專班 | 18 | 16 | 2 | 88.89% |
| 財務工程與精算數學系學士班 | 176 | 121 | 55 | 68.75% |
| 財務工程與精算數學系碩士班 | 10 | 6 | 4 | 60.00% |
| 財務工程與精算數學系碩士在職專班 | 11 | 7 | 4 | 63.64% |
| 資訊管理學系學士班 | 125 | 79 | 46 | 63.20% |
| 資訊管理學系碩士班 | 23 | 16 | 7 | 69.57% |
| 資訊管理學系碩士在職專班 | 20 | 16 | 4 | 80.00% |
| 商學進修學士班 | 52 | 34 | 18 | 65.38% |
| EMBA 高階經營碩士在職專班 | 14 | 12 | 2 | 85.71% |
| 巨量資料碩士在職專班 | 1 | 1 | 0 | 100.00% |
| 畢業五年總計 | 3,451 | 2,368 | 1,083 | 68.62% |

二、畢業生工作狀況、職業類型、月平均薪資

(一) 問卷回收數

1、**學士班**

110 學年度畢業生畢業一年 2,100 份問卷。

108 學年度畢業生畢業三年 1,992 份問卷。

106 學年度畢業生畢業五年 1,812 份問卷。

2、**碩士級以上** (碩士班、碩士在職專班、博士班)

110 學年度畢業生畢業一年 494 份問卷。

108 學年度畢業生畢業三年 455 份問卷。

106 學年度畢業生畢業五年 440 份問卷。

3、**進修學士班**

110 學年度畢業生畢業一年 135 份問卷。

108 學年度畢業生畢業三年 144 份問卷。

106 學年度畢業生畢業五年 116 份問卷。

4、**學士後**

110 學年度畢業生畢業一年 1 份問卷。

108 學年度畢業生畢業三年 6 份問卷。

(二) 工作狀況

1、學士班

學士班 110 學年度畢業生畢業一年全職工作占 50.00%、部分工時占 7.38%、家管占 0.52%、目前未就業占 35.81%、目前待業但曾有工作占 6.29%。

學士班 108 學年度畢業生畢業三年全職工作占 70.63%、部分工時占 4.82%、家管占 1.10%、目前未就業占 16.57%、目前待業但曾有工作占 6.88%。

學士班 106 學年度畢業生畢業五年全職工作占 83.11%、部分工時占 4.03%、家管占 0.66%、目前未就業占 5.79%、目前待業但曾有工作占 6.40%。

2、碩士級以上 (碩士班、碩士在職專班、博士班)

碩士級以上 110 學年度畢業生畢業一年全職工作占 83.60%、部分工時占 4.86%、家管占 1.42%、目前未就業占 5.67%、目前待業但曾有工作占 4.45%。

碩士級以上 108 學年度畢業生畢業三年全職工作占 87.03%、部分工時占 4.40%、家管占 1.32%、目前未就業占 4.18%、目前待業但曾有工作占 3.08%。

碩士級以上 106 學年度畢業生畢業五年全職工作占 88.18%、部分工時占 4.55%、家管占 1.82%、目前未就業占 2.50%、目前待業但曾有工作占 2.95%。

3、進修學士班

進修學士班 110 學年度畢業生畢業一年全職工作占 75.56%、部分工時占 5.93%、家管占 2.22%、目前未就業占 8.89%、目前待業但曾有工作占 7.41%。

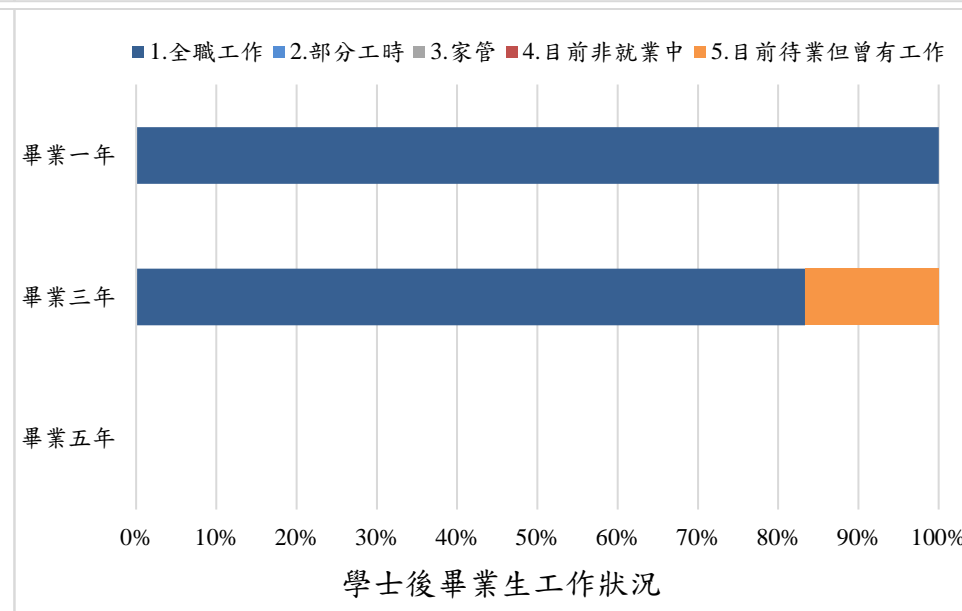
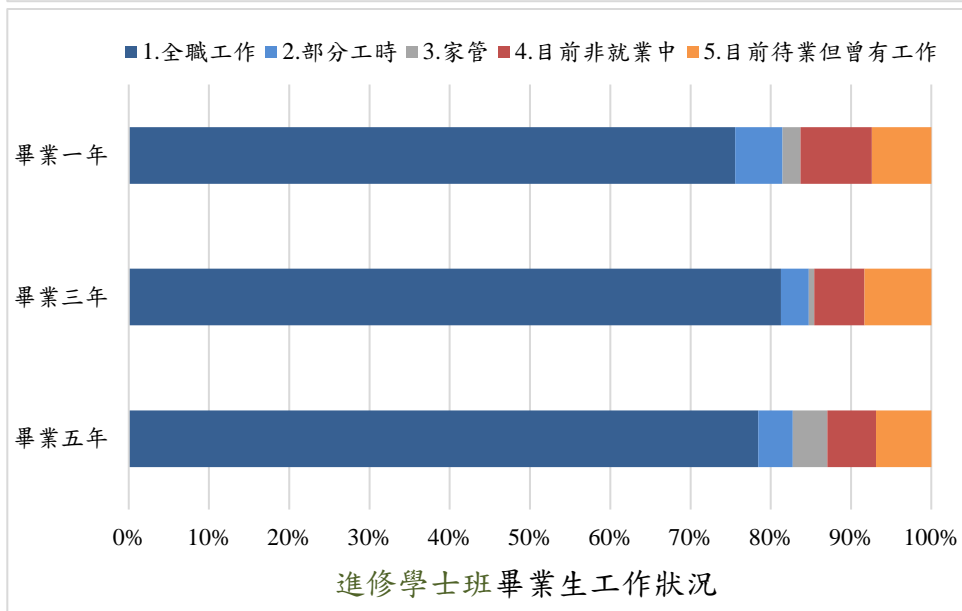
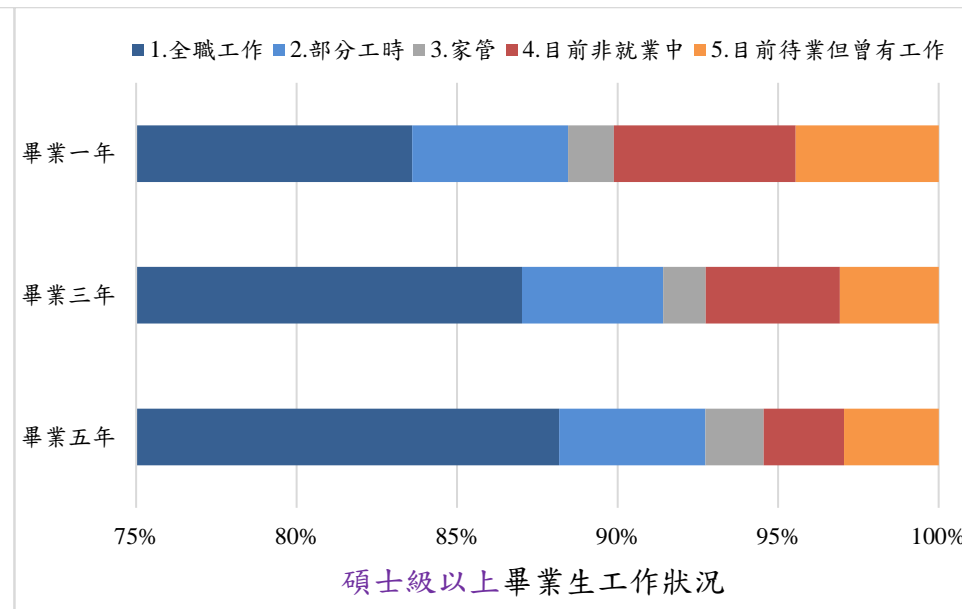
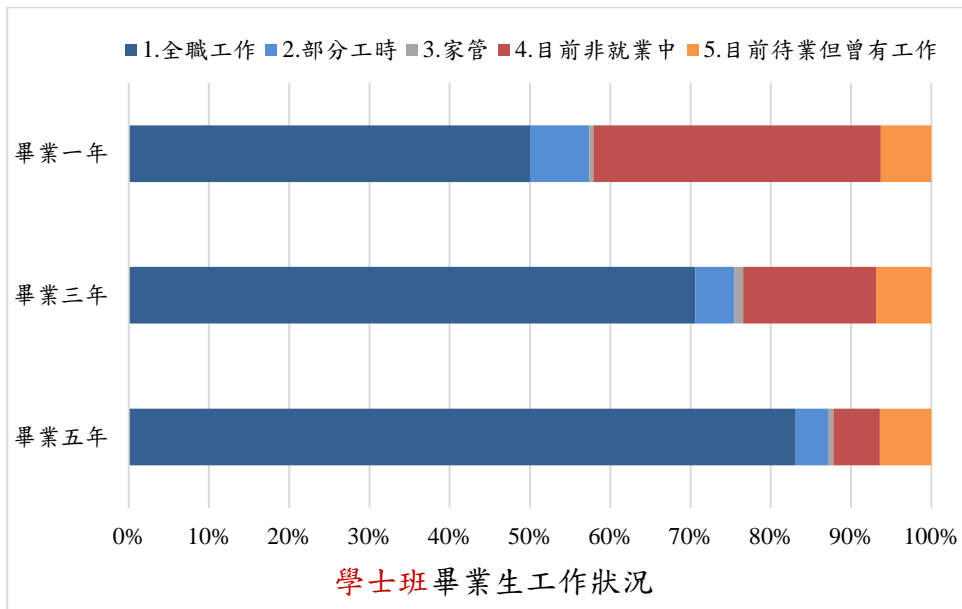
進修學士班 108 學年度畢業生畢業三年全職工作占 81.25%、部分工時占 3.47%、家管占 0.69%、目前未就業占 6.25%、目前待業但曾有工作占 8.33%。

進修學士班 106 學年度畢業生畢業五年全職工作占 78.45%、部分工時占 4.31%、家管占 4.31%、目前未就業占 6.03%、目前待業但曾有工作占 6.90%。

4、學士後

學士後 110 學年度畢業生畢業一年全職工作占 100.00%。

學士後 108 學年度畢業生畢業三年全職工作占 83.33%、目前待業但曾有工作占 16.67%。



表：學士班畢業生工作狀況

| 學士班 | 110學年度畢業生畢業一年 | | | | | 108學年度畢業生畢業三年 | | | | | 106學年度畢業生畢業五年 | | | | |
|----------------|---------------|--------------|--------------|---------------|--------------|---------------|--------------|--------------|---------------|--------------|---------------|--------------|--------------|--------------|--------------|
| | 1.全職工作 | 2.部分工時 | 3.家管 | 4.目前非就業者中 | 5.目前待業但曾有工作 | 1.全職工作 | 2.部分工時 | 3.家管 | 4.目前非就業者中 | 5.目前待業但曾有工作 | 1.全職工作 | 2.部分工時 | 3.家管 | 4.目前非就業者中 | 5.目前待業但曾有工作 |
| 中文系 | 60 | 23 | 0 | 30 | 6 | 93 | 7 | 1 | 22 | 10 | 91 | 4 | 1 | 5 | 10 |
| 歷史系 | 17 | 5 | 0 | 10 | 6 | 28 | 1 | 0 | 8 | 3 | 33 | 1 | 0 | 3 | 0 |
| 哲學系 | 14 | 3 | 0 | 9 | 4 | 20 | 3 | 0 | 8 | 1 | 21 | 2 | 1 | 2 | 1 |
| 政治系 | 39 | 4 | 0 | 41 | 4 | 60 | 6 | 0 | 18 | 8 | 54 | 3 | 0 | 4 | 8 |
| 社會系 | 51 | 11 | 0 | 9 | 6 | 43 | 5 | 1 | 11 | 4 | 64 | 5 | 1 | 3 | 7 |
| 社工系 | 63 | 6 | 3 | 16 | 7 | 81 | 4 | 1 | 9 | 6 | 85 | 3 | 1 | 4 | 6 |
| 音樂系 | 6 | 12 | 0 | 16 | 1 | 16 | 7 | 0 | 10 | 2 | 25 | 14 | 0 | 0 | 0 |
| 英文系 | 77 | 13 | 0 | 27 | 12 | 76 | 11 | 2 | 15 | 11 | 90 | 5 | 1 | 7 | 5 |
| 日文系 | 99 | 10 | 2 | 33 | 8 | 82 | 9 | 3 | 19 | 12 | 104 | 6 | 0 | 11 | 5 |
| 德文系 | 31 | 2 | 0 | 10 | 1 | 27 | 1 | 1 | 5 | 2 | 27 | 2 | 0 | 2 | 5 |
| 數學系 | 11 | 3 | 0 | 13 | 1 | 19 | 1 | 1 | 4 | 3 | 26 | 1 | 2 | 3 | 2 |
| 物理系 | 10 | 3 | 0 | 22 | 0 | 18 | 1 | 0 | 6 | 0 | 30 | 1 | 0 | 5 | 3 |
| 化學系 | 10 | 1 | 0 | 22 | 0 | 26 | 0 | 0 | 7 | 2 | 28 | 0 | 0 | 1 | 1 |
| 微生物系 | 10 | 0 | 0 | 30 | 4 | 20 | 2 | 0 | 11 | 5 | 30 | 3 | 0 | 6 | 2 |
| 心理系 | 34 | 7 | 0 | 22 | 3 | 24 | 5 | 0 | 19 | 5 | 26 | 3 | 0 | 16 | 1 |
| 法律系 | 42 | 16 | 3 | 115 | 10 | 103 | 13 | 4 | 53 | 15 | 132 | 5 | 3 | 11 | 15 |
| 經濟系 | 63 | 5 | 1 | 51 | 11 | 106 | 4 | 4 | 17 | 7 | 87 | 4 | 1 | 5 | 8 |
| 會計系 | 123 | 4 | 0 | 61 | 13 | 148 | 2 | 1 | 20 | 16 | 162 | 0 | 0 | 4 | 9 |
| 企管系 | 97 | 9 | 1 | 56 | 12 | 134 | 2 | 0 | 19 | 9 | 141 | 3 | 1 | 3 | 9 |
| 國貿系 | 59 | 4 | 0 | 29 | 6 | 73 | 3 | 1 | 10 | 3 | 76 | 3 | 0 | 1 | 7 |
| 財精系 | 52 | 6 | 0 | 60 | 8 | 102 | 4 | 1 | 13 | 5 | 103 | 2 | 0 | 4 | 12 |
| 資管系 | 48 | 5 | 0 | 39 | 3 | 61 | 4 | 1 | 14 | 0 | 71 | 3 | 0 | 5 | 0 |
| 巨量資料 | 34 | 3 | 1 | 31 | 6 | 47 | 1 | 0 | 12 | 8 | 0 | 0 | 0 | 0 | 0 |
| 本校學士班人數 | 1,050 | 155 | 11 | 752 | 132 | 1,407 | 96 | 22 | 330 | 137 | 1,506 | 73 | 12 | 105 | 116 |
| 本校學士班比例 | 50.00% | 7.38% | 0.52% | 35.81% | 6.29% | 70.63% | 4.82% | 1.10% | 16.57% | 6.88% | 83.11% | 4.03% | 0.66% | 5.79% | 6.40% |

表：碩士級以上畢業生工作狀況

| 碩士級以上 | 110學年度畢業生畢業一年 | | | | | 108學年度畢業生畢業三年 | | | | | 106學年度畢業生畢業五年 | | | | |
|------------------|---------------|--------------|--------------|--------------|--------------|---------------|--------------|--------------|--------------|--------------|---------------|--------------|--------------|--------------|--------------|
| | 1.全職工作 | 2.部分工時 | 3.家管 | 4.目前非就業中 | 5.目前待業但曾有工作 | 1.全職工作 | 2.部分工時 | 3.家管 | 4.目前非就業中 | 5.目前待業但曾有工作 | 1.全職工作 | 2.部分工時 | 3.家管 | 4.目前非就業中 | 5.目前待業但曾有工作 |
| 中文系 | 8 | 1 | 0 | 3 | 1 | 11 | 1 | 0 | 1 | 0 | 7 | 2 | 0 | 0 | 1 |
| 歷史系 | 3 | 0 | 0 | 1 | 1 | 1 | 0 | 0 | 0 | 0 | 1 | 0 | 0 | 1 | 0 |
| 哲學系 | 0 | 1 | 1 | 0 | 1 | 2 | 0 | 0 | 1 | 0 | 3 | 0 | 0 | 0 | 0 |
| 政治系 | 3 | 0 | 0 | 0 | 0 | 6 | 1 | 1 | 0 | 0 | 5 | 0 | 0 | 0 | 0 |
| 社會系 | 4 | 0 | 0 | 0 | 0 | 11 | 0 | 0 | 3 | 0 | 4 | 0 | 0 | 0 | 1 |
| 社工系 | 9 | 1 | 0 | 1 | 0 | 9 | 0 | 0 | 0 | 1 | 12 | 0 | 0 | 0 | 1 |
| 音樂系 | 11 | 8 | 0 | 0 | 0 | 13 | 3 | 0 | 0 | 1 | 8 | 3 | 0 | 1 | 0 |
| 人權碩士 | 4 | 0 | 0 | 0 | 0 | 4 | 0 | 0 | 0 | 0 | 1 | 0 | 0 | 0 | 0 |
| 英文系 | 2 | 1 | 0 | 0 | 0 | 0 | 0 | 0 | 0 | 0 | 3 | 0 | 0 | 0 | 0 |
| 日文系 | 9 | 2 | 1 | 1 | 0 | 7 | 4 | 1 | 0 | 0 | 7 | 5 | 1 | 0 | 0 |
| 德文系 | 1 | 0 | 0 | 0 | 0 | 1 | 0 | 0 | 0 | 0 | 1 | 0 | 0 | 1 | 0 |
| 數學系 | 5 | 0 | 0 | 0 | 0 | 4 | 0 | 0 | 1 | 0 | 8 | 0 | 0 | 0 | 0 |
| 化學系 | 4 | 0 | 0 | 1 | 0 | 6 | 0 | 0 | 0 | 0 | 1 | 0 | 1 | 0 | 1 |
| 微生物系 | 3 | 0 | 0 | 0 | 0 | 3 | 0 | 0 | 0 | 0 | 3 | 0 | 0 | 0 | 1 |
| 心理系 | 9 | 5 | 0 | 6 | 1 | 15 | 5 | 1 | 1 | 1 | 13 | 2 | 1 | 1 | 0 |
| 法律系 | 123 | 2 | 3 | 7 | 6 | 111 | 2 | 2 | 7 | 2 | 109 | 4 | 2 | 3 | 3 |
| 經濟系 | 14 | 2 | 0 | 0 | 1 | 14 | 0 | 0 | 1 | 1 | 14 | 0 | 1 | 2 | 1 |
| 會計系 | 41 | 0 | 1 | 5 | 2 | 32 | 0 | 0 | 0 | 4 | 45 | 0 | 1 | 0 | 2 |
| 企管系 | 42 | 0 | 0 | 0 | 2 | 42 | 2 | 1 | 0 | 1 | 55 | 2 | 1 | 0 | 1 |
| 國貿系 | 28 | 0 | 0 | 2 | 0 | 34 | 1 | 0 | 0 | 1 | 35 | 0 | 0 | 0 | 0 |
| 財精系 | 23 | 0 | 0 | 1 | 4 | 14 | 0 | 0 | 0 | 2 | 12 | 0 | 0 | 1 | 0 |
| 資管系 | 24 | 1 | 1 | 0 | 0 | 24 | 0 | 0 | 1 | 0 | 31 | 0 | 0 | 0 | 1 |
| EMBA 碩士在職專班 | 16 | 0 | 0 | 0 | 0 | 11 | 1 | 0 | 2 | 0 | 9 | 2 | 0 | 1 | 0 |
| 巨量資料 | 27 | 0 | 0 | 0 | 3 | 21 | 0 | 0 | 1 | 0 | 1 | 0 | 0 | 0 | 0 |
| 本校碩士級以上人數 | 413 | 24 | 7 | 28 | 22 | 396 | 20 | 6 | 19 | 14 | 388 | 20 | 8 | 11 | 13 |
| 本校碩士級以上比例 | 83.60% | 4.86% | 1.42% | 5.67% | 4.45% | 87.03% | 4.40% | 1.32% | 4.18% | 3.08% | 88.18% | 4.55% | 1.82% | 2.50% | 2.95% |

表：進修學士班畢業生工作狀況

| 進修學士班 | 110學年度畢業生畢業一年 | | | | | 108學年度畢業生畢業三年 | | | | | 106學年度畢業生畢業五年 | | | | |
|------------------|---------------|--------------|--------------|--------------|--------------|---------------|--------------|--------------|--------------|--------------|---------------|--------------|--------------|--------------|--------------|
| | 1.全職工作 | 2.部分工時 | 3.家管 | 4.目前非就業中 | 5.目前待業但曾有工作 | 1.全職工作 | 2.部分工時 | 3.家管 | 4.目前非就業中 | 5.目前待業但曾有工作 | 1.全職工作 | 2.部分工時 | 3.家管 | 4.目前非就業中 | 5.目前待業但曾有工作 |
| 中文系 | 8 | 1 | 1 | 0 | 0 | 14 | 0 | 1 | 1 | 3 | 14 | 0 | 0 | 2 | 1 |
| 英文系 | 14 | 2 | 2 | 1 | 0 | 27 | 2 | 0 | 3 | 1 | 7 | 1 | 2 | 0 | 0 |
| 日文系 | 55 | 5 | 0 | 10 | 8 | 56 | 1 | 0 | 4 | 5 | 40 | 3 | 1 | 4 | 7 |
| 商進班 | 25 | 0 | 0 | 1 | 2 | 20 | 2 | 0 | 1 | 3 | 30 | 1 | 2 | 1 | 0 |
| 本校進修學士班人數 | 102 | 8 | 3 | 12 | 10 | 117 | 5 | 1 | 9 | 12 | 91 | 5 | 5 | 7 | 8 |
| 本校進修學士班比例 | 75.56% | 5.93% | 2.22% | 8.89% | 7.41% | 81.25% | 3.47% | 0.69% | 6.25% | 8.33% | 78.45% | 4.31% | 4.31% | 6.03% | 6.90% |

表：學士後畢業生工作狀況

| 學士後 | 110學年度畢業生畢業一年 | | | | | 108學年度畢業生畢業三年 | | | | | 106學年度畢業生畢業五年 | | | | |
|----------------|----------------|--------------|--------------|--------------|--------------|---------------|--------------|--------------|--------------|---------------|---------------|--------|------|----------|-------------|
| | 1.全職工作 | 2.部分工時 | 3.家管 | 4.目前非就業中 | 5.目前待業但曾有工作 | 1.全職工作 | 2.部分工時 | 3.家管 | 4.目前非就業中 | 5.目前待業但曾有工作 | 1.全職工作 | 2.部分工時 | 3.家管 | 4.目前非就業中 | 5.目前待業但曾有工作 |
| 巨量資料 | 1 | 0 | 0 | 0 | 0 | 5 | 0 | 0 | 0 | 1 | - | - | - | - | - |
| 本校學士後人數 | 1 | 0 | 0 | 0 | 0 | 5 | 0 | 0 | 0 | 1 | - | - | - | - | - |
| 本校學士後比例 | 100.00% | 0.00% | 0.00% | 0.00% | 0.00% | 83.33% | 0.00% | 0.00% | 0.00% | 16.67% | - | - | - | - | - |

(三) 職業類型

1、學士班

學士班 110 學年度畢業生畢業一年最多職業類行為「金融財務類」，占 21.83%，其次為「行銷與銷售類」，占 17.34%。

學士班 108 學年度畢業生畢業三年最多職業類行為「金融財務類」，占 23.09%，其次為「行銷與銷售類」，占 15.04%。

學士班 106 學年度畢業生畢業五年最多職業類行為「金融財務類」，占 21.91%，其次為「行銷與銷售類」，占 14.25%。

2、碩士級以上（碩士班、碩士在職專班、博士班）

碩士級以上 110 學年度畢業生畢業一年最多職業類行為「金融財務類」，占 27.69%，其次為「司法、法律與公共安全類」，占 18.08%。

碩士級以上 108 學年度畢業生畢業三年最多職業類行為「金融財務類」，占 24.28%，其次為「司法、法律與公共安全類」，占 16.59%。

碩士級以上 106 學年度畢業生畢業五年最多職業類行為「金融財務類」，占 27.94%，其次為「司法、法律與公共安全類」，占 16.67%。

3、進修學士班

進修學士班 110 學年度畢業生畢業一年最多職業類行為「企業經營管理類」，占 25.45%，其次為「金融財務類」，占 16.36%。

進修學士班 108 學年度畢業生畢業三年最多職業類行為「企業經營管理類」，占 24.59%，其次為「行銷與銷售類」，占 18.03%。

進修學士班 106 學年度畢業生畢業五年最多職業類行為「金融財務類」及「企業經營管理類」，各占 23.96%。

4、學士後

學士後 110 學年度畢業生畢業一年最多職業類行為「資訊科技類」，占 100.00%。

學士後 108 學年度畢業生畢業三年最多職業類行為「企業經營管理類」，占 60.00%。

表：學士班 110 學年度畢業生畢業一年職業

| 學系名 | 金融財務類 | 行銷與銷售類 | 企業經營管理類 | 教育與訓練類 | 資訊科技類 | 個人及社會服務類 | 藝文與影音傳播類 | 休閒與觀光旅遊類 | 製造類 | 司法、法律與公共安全類 | 政府公共事務類 | 物流運輸類 | 科學、技術、工程、數學類 | 醫療保健類 | 天然資源、食品與農業設計類 | 建築營造類 | 總和 |
|-----------|---------------|---------------|---------------|---------------|--------------|--------------|--------------|--------------|--------------|--------------|--------------|--------------|--------------|--------------|---------------|--------------|----------------|
| 中文系 | 4.82% | 16.87% | 19.28% | 24.10% | 0.00% | 2.41% | 14.46% | 3.61% | 2.41% | 2.41% | 3.61% | 1.20% | 2.41% | 1.20% | 0.00% | 1.20% | 100.00% |
| 歷史系 | 9.09% | 4.55% | 22.73% | 9.09% | 0.00% | 4.55% | 4.55% | 18.18% | 4.55% | 4.55% | 0.00% | 18.18% | 0.00% | 0.00% | 0.00% | 0.00% | 100.00% |
| 哲學系 | 0.00% | 17.65% | 11.76% | 23.53% | 0.00% | 5.88% | 17.65% | 0.00% | 0.00% | 0.00% | 0.00% | 5.88% | 0.00% | 5.88% | 5.88% | 5.88% | 100.00% |
| 政治系 | 9.30% | 23.26% | 13.95% | 6.98% | 2.33% | 2.33% | 2.33% | 2.33% | 6.98% | 6.98% | 18.60% | 0.00% | 4.65% | 0.00% | 0.00% | 0.00% | 100.00% |
| 社會系 | 9.68% | 24.19% | 22.58% | 11.29% | 3.23% | 4.84% | 9.68% | 3.23% | 3.23% | 1.61% | 6.45% | 0.00% | 0.00% | 0.00% | 0.00% | 0.00% | 100.00% |
| 社工系 | 1.45% | 11.59% | 7.25% | 11.59% | 1.45% | 55.07% | 0.00% | 4.35% | 1.45% | 1.45% | 0.00% | 0.00% | 0.00% | 1.45% | 2.90% | 0.00% | 100.00% |
| 音樂系 | 0.00% | 0.00% | 11.11% | 83.33% | 0.00% | 0.00% | 5.56% | 0.00% | 0.00% | 0.00% | 0.00% | 0.00% | 0.00% | 0.00% | 0.00% | 0.00% | 100.00% |
| 英文系 | 7.78% | 17.78% | 26.67% | 14.44% | 7.78% | 2.22% | 7.78% | 5.56% | 2.22% | 0.00% | 1.11% | 5.56% | 0.00% | 0.00% | 1.11% | 0.00% | 100.00% |
| 日文系 | 3.67% | 27.52% | 14.68% | 9.17% | 2.75% | 3.67% | 11.01% | 12.84% | 3.67% | 1.83% | 2.75% | 2.75% | 0.92% | 0.00% | 0.92% | 1.83% | 100.00% |
| 德文系 | 3.03% | 15.15% | 24.24% | 12.12% | 6.06% | 6.06% | 0.00% | 9.09% | 6.06% | 3.03% | 3.03% | 9.09% | 3.03% | 0.00% | 0.00% | 0.00% | 100.00% |
| 數學系 | 14.29% | 0.00% | 7.14% | 14.29% | 14.29% | 0.00% | 7.14% | 28.57% | 7.14% | 0.00% | 0.00% | 0.00% | 7.14% | 0.00% | 0.00% | 0.00% | 100.00% |
| 物理系 | 0.00% | 7.69% | 0.00% | 23.08% | 7.69% | 0.00% | 0.00% | 0.00% | 46.15% | 0.00% | 15.38% | 0.00% | 0.00% | 0.00% | 0.00% | 0.00% | 100.00% |
| 化學系 | 0.00% | 9.09% | 27.27% | 0.00% | 0.00% | 0.00% | 0.00% | 0.00% | 45.45% | 0.00% | 0.00% | 0.00% | 9.09% | 0.00% | 9.09% | 0.00% | 100.00% |
| 微生物系 | 10.00% | 0.00% | 0.00% | 20.00% | 0.00% | 0.00% | 10.00% | 0.00% | 10.00% | 10.00% | 0.00% | 0.00% | 10.00% | 10.00% | 20.00% | 0.00% | 100.00% |
| 心理系 | 0.00% | 17.07% | 14.63% | 14.63% | 4.88% | 19.51% | 2.44% | 7.32% | 0.00% | 4.88% | 2.44% | 2.44% | 0.00% | 9.76% | 0.00% | 0.00% | 100.00% |
| 法律系 | 6.90% | 8.62% | 13.79% | 12.07% | 0.00% | 0.00% | 3.45% | 5.17% | 1.72% | 37.93% | 6.90% | 3.45% | 0.00% | 0.00% | 0.00% | 0.00% | 100.00% |
| 經濟系 | 50.00% | 19.12% | 7.35% | 7.35% | 1.47% | 0.00% | 0.00% | 2.94% | 1.47% | 1.47% | 1.47% | 1.47% | 4.41% | 1.47% | 0.00% | 0.00% | 100.00% |
| 會計系 | 85.04% | 3.15% | 0.00% | 4.72% | 1.57% | 0.79% | 0.79% | 0.00% | 0.00% | 0.00% | 2.36% | 1.57% | 0.00% | 0.00% | 0.00% | 0.00% | 100.00% |
| 企管系 | 28.30% | 33.96% | 15.09% | 2.83% | 6.60% | 0.94% | 2.83% | 0.94% | 1.89% | 1.89% | 1.89% | 0.94% | 0.94% | 0.00% | 0.00% | 0.94% | 100.00% |
| 國貿系 | 20.63% | 44.44% | 12.70% | 0.00% | 7.94% | 0.00% | 1.59% | 1.59% | 1.59% | 0.00% | 4.76% | 4.76% | 0.00% | 0.00% | 0.00% | 0.00% | 100.00% |
| 財精系 | 60.34% | 13.79% | 8.62% | 5.17% | 3.45% | 0.00% | 0.00% | 1.72% | 1.72% | 1.72% | 0.00% | 1.72% | 0.00% | 0.00% | 1.72% | 0.00% | 100.00% |
| 資管系 | 9.43% | 1.89% | 5.66% | 1.89% | 62.26% | 3.77% | 0.00% | 1.89% | 5.66% | 0.00% | 1.89% | 3.77% | 1.89% | 0.00% | 0.00% | 0.00% | 100.00% |
| 巨量資料 | 5.41% | 8.11% | 10.81% | 10.81% | 43.24% | 0.00% | 0.00% | 2.70% | 2.70% | 0.00% | 0.00% | 2.70% | 10.81% | 2.70% | 0.00% | 0.00% | 100.00% |
| 本校 | 21.83% | 17.34% | 13.03% | 10.62% | 7.22% | 5.48% | 4.40% | 4.32% | 3.32% | 3.32% | 3.07% | 2.57% | 1.49% | 0.83% | 0.75% | 0.41% | 100.00% |

表：學士班 108 學年度畢業生畢業三年職業

| 學系名 | 金融財務類 | 行銷與銷售類 | 企業經營管理類 | 資訊科技類 | 教育與訓練類 | 司法、法律與公共安全類 | 個人及社會服務類 | 製造類 | 藝文與影音傳播類 | 政府公共事務類 | 休閒與觀光旅遊類 | 物流運輸類 | 科學、技術、工程、數學類 | 建築營造類 | 醫療保健類 | 天然資源、食品與農業設計類 | 總和 |
|-----------|---------------|---------------|---------------|--------------|--------------|--------------|--------------|--------------|--------------|--------------|--------------|--------------|--------------|--------------|--------------|---------------|----------------|
| 中文系 | 8.00% | 24.00% | 15.00% | 1.00% | 21.00% | 2.00% | 3.00% | 0.00% | 10.00% | 8.00% | 3.00% | 1.00% | 0.00% | 2.00% | 1.00% | 1.00% | 100.00% |
| 歷史系 | 6.90% | 27.59% | 27.59% | 0.00% | 13.79% | 3.45% | 3.45% | 3.45% | 3.45% | 6.90% | 0.00% | 0.00% | 0.00% | 0.00% | 3.45% | 0.00% | 100.00% |
| 哲學系 | 4.35% | 30.43% | 26.09% | 8.70% | 13.04% | 0.00% | 0.00% | 0.00% | 13.04% | 4.35% | 0.00% | 0.00% | 0.00% | 0.00% | 0.00% | 0.00% | 100.00% |
| 政治系 | 3.03% | 22.73% | 13.64% | 3.03% | 15.15% | 6.06% | 0.00% | 4.55% | 6.06% | 15.15% | 4.55% | 0.00% | 1.52% | 4.55% | 0.00% | 0.00% | 100.00% |
| 社會系 | 4.17% | 37.50% | 16.67% | 6.25% | 12.50% | 2.08% | 2.08% | 2.08% | 0.00% | 6.25% | 6.25% | 2.08% | 0.00% | 0.00% | 2.08% | 0.00% | 100.00% |
| 社工系 | 2.35% | 3.53% | 4.71% | 2.35% | 10.59% | 1.18% | 68.24% | 1.18% | 0.00% | 2.35% | 1.18% | 0.00% | 0.00% | 2.35% | 0.00% | 0.00% | 100.00% |
| 音樂系 | 0.00% | 4.35% | 30.43% | 0.00% | 52.17% | 0.00% | 4.35% | 0.00% | 8.70% | 0.00% | 0.00% | 0.00% | 0.00% | 0.00% | 0.00% | 0.00% | 100.00% |
| 英文系 | 3.45% | 24.14% | 14.94% | 4.60% | 24.14% | 0.00% | 5.75% | 2.30% | 8.05% | 0.00% | 3.45% | 9.20% | 0.00% | 0.00% | 0.00% | 0.00% | 100.00% |
| 日文系 | 8.79% | 16.48% | 26.37% | 7.69% | 12.09% | 0.00% | 1.10% | 5.49% | 8.79% | 3.30% | 2.20% | 3.30% | 2.20% | 2.20% | 0.00% | 0.00% | 100.00% |
| 德文系 | 7.14% | 28.57% | 14.29% | 14.29% | 10.71% | 3.57% | 0.00% | 0.00% | 7.14% | 3.57% | 0.00% | 7.14% | 0.00% | 3.57% | 0.00% | 0.00% | 100.00% |
| 數學系 | 0.00% | 15.00% | 15.00% | 40.00% | 20.00% | 0.00% | 0.00% | 0.00% | 0.00% | 0.00% | 0.00% | 0.00% | 10.00% | 0.00% | 0.00% | 0.00% | 100.00% |
| 物理系 | 0.00% | 0.00% | 5.26% | 21.05% | 5.26% | 0.00% | 0.00% | 47.37% | 0.00% | 0.00% | 0.00% | 0.00% | 15.79% | 0.00% | 0.00% | 5.26% | 100.00% |
| 化學系 | 0.00% | 11.54% | 0.00% | 0.00% | 0.00% | 0.00% | 0.00% | 65.38% | 0.00% | 0.00% | 3.85% | 0.00% | 11.54% | 0.00% | 3.85% | 3.85% | 100.00% |
| 微生物系 | 0.00% | 9.09% | 4.55% | 4.55% | 13.64% | 0.00% | 0.00% | 13.64% | 0.00% | 0.00% | 0.00% | 4.55% | 18.18% | 0.00% | 22.73% | 9.09% | 100.00% |
| 心理系 | 3.45% | 27.59% | 13.79% | 3.45% | 10.34% | 3.45% | 24.14% | 0.00% | 0.00% | 6.90% | 3.45% | 3.45% | 0.00% | 0.00% | 0.00% | 0.00% | 100.00% |
| 法律系 | 1.72% | 5.17% | 10.34% | 1.72% | 1.72% | 68.97% | 2.59% | 0.00% | 1.72% | 2.59% | 0.86% | 0.86% | 0.86% | 0.86% | 0.00% | 0.00% | 100.00% |
| 經濟系 | 49.09% | 17.27% | 9.09% | 5.45% | 1.82% | 0.91% | 0.91% | 5.45% | 2.73% | 0.00% | 1.82% | 0.00% | 4.55% | 0.00% | 0.91% | 0.00% | 100.00% |
| 會計系 | 87.33% | 1.33% | 3.33% | 2.00% | 2.00% | 0.00% | 0.67% | 0.67% | 0.67% | 1.33% | 0.67% | 0.00% | 0.00% | 0.00% | 0.00% | 0.00% | 100.00% |
| 企管系 | 23.53% | 18.38% | 20.59% | 13.97% | 2.94% | 1.47% | 0.00% | 10.29% | 0.00% | 0.74% | 2.21% | 2.94% | 0.74% | 0.74% | 0.74% | 0.74% | 100.00% |
| 國貿系 | 30.26% | 26.32% | 22.37% | 2.63% | 2.63% | 0.00% | 0.00% | 3.95% | 2.63% | 1.32% | 3.95% | 3.95% | 0.00% | 0.00% | 0.00% | 0.00% | 100.00% |
| 財精系 | 60.38% | 4.72% | 10.38% | 13.21% | 1.89% | 0.00% | 0.00% | 1.89% | 0.94% | 2.83% | 0.94% | 0.94% | 0.00% | 1.89% | 0.00% | 0.00% | 100.00% |
| 資管系 | 7.69% | 10.77% | 7.69% | 60.00% | 3.08% | 0.00% | 0.00% | 3.08% | 0.00% | 0.00% | 3.08% | 0.00% | 3.08% | 1.54% | 0.00% | 0.00% | 100.00% |
| 巨量資料 | 10.42% | 12.50% | 14.58% | 47.92% | 4.17% | 0.00% | 2.08% | 6.25% | 0.00% | 0.00% | 0.00% | 0.00% | 2.08% | 0.00% | 0.00% | 0.00% | 100.00% |
| 本校 | 23.09% | 15.04% | 13.44% | 9.78% | 8.65% | 6.25% | 5.52% | 4.86% | 3.06% | 2.79% | 2.00% | 1.73% | 1.66% | 1.00% | 0.73% | 0.40% | 100.00% |

表：學士班 106 學年度畢業生畢業五年職業

| 學系名 | 金融財務類 | 行銷與銷售類 | 企業經營管理類 | 教育與訓練類 | 資訊科技類 | 司法、法律與公共安全類 | 製造類 | 個人及社會服務類 | 藝文與影音傳播類 | 政府公共事務類 | 科學、技術、工程、數學類 | 物流運輸類 | 休閒與觀光旅遊類 | 醫療保健類 | 建築營造類 | 天然資源、食品與農業設計類 | 總和 |
|------|--------|--------|---------|--------|--------|-------------|--------|----------|----------|---------|--------------|-------|----------|--------|-------|---------------|---------|
| 中文系 | 7.37% | 18.95% | 12.63% | 23.16% | 6.32% | 1.05% | 7.37% | 2.11% | 8.42% | 6.32% | 1.05% | 2.11% | 1.05% | 1.05% | 1.05% | 0.00% | 100.00% |
| 歷史系 | 8.82% | 17.65% | 11.76% | 20.59% | 0.00% | 0.00% | 5.88% | 14.71% | 5.88% | 5.88% | 2.94% | 2.94% | 0.00% | 0.00% | 2.94% | 0.00% | 100.00% |
| 哲學系 | 4.35% | 8.70% | 26.09% | 13.04% | 0.00% | 0.00% | 4.35% | 4.35% | 17.39% | 4.35% | 0.00% | 8.70% | 8.70% | 0.00% | 0.00% | 0.00% | 100.00% |
| 政治系 | 8.77% | 19.30% | 10.53% | 8.77% | 1.75% | 5.26% | 3.51% | 3.51% | 7.02% | 19.30% | 3.51% | 0.00% | 3.51% | 0.00% | 3.51% | 1.75% | 100.00% |
| 社會系 | 2.90% | 23.19% | 18.84% | 10.14% | 2.90% | 5.80% | 1.45% | 7.25% | 2.90% | 10.14% | 5.80% | 1.45% | 4.35% | 2.90% | 0.00% | 0.00% | 100.00% |
| 社工系 | 5.68% | 4.55% | 7.95% | 12.50% | 2.27% | 3.41% | 1.14% | 52.27% | 1.14% | 5.68% | 0.00% | 0.00% | 2.27% | 1.14% | 0.00% | 0.00% | 100.00% |
| 音樂系 | 2.56% | 2.56% | 7.69% | 64.10% | 0.00% | 0.00% | 0.00% | 0.00% | 17.95% | 2.56% | 0.00% | 0.00% | 2.56% | 0.00% | 0.00% | 0.00% | 100.00% |
| 英文系 | 6.32% | 31.58% | 14.74% | 21.05% | 2.11% | 2.11% | 3.16% | 1.05% | 3.16% | 3.16% | 0.00% | 9.47% | 2.11% | 0.00% | 0.00% | 0.00% | 100.00% |
| 日文系 | 10.00% | 28.18% | 21.82% | 7.27% | 4.55% | 0.91% | 3.64% | 1.82% | 9.09% | 0.91% | 0.91% | 3.64% | 4.55% | 1.82% | 0.00% | 0.91% | 100.00% |
| 德文系 | 10.34% | 27.59% | 20.69% | 3.45% | 6.90% | 3.45% | 3.45% | 0.00% | 10.34% | 6.90% | 0.00% | 6.90% | 0.00% | 0.00% | 0.00% | 0.00% | 100.00% |
| 數學系 | 0.00% | 14.81% | 3.70% | 22.22% | 22.22% | 0.00% | 7.41% | 0.00% | 3.70% | 0.00% | 11.11% | 3.70% | 7.41% | 0.00% | 3.70% | 0.00% | 100.00% |
| 物理系 | 0.00% | 3.23% | 6.45% | 6.45% | 6.45% | 0.00% | 54.84% | 0.00% | 3.23% | 0.00% | 19.35% | 0.00% | 0.00% | 0.00% | 0.00% | 0.00% | 100.00% |
| 化學系 | 0.00% | 3.57% | 0.00% | 0.00% | 3.57% | 0.00% | 78.57% | 0.00% | 0.00% | 0.00% | 10.71% | 0.00% | 0.00% | 0.00% | 0.00% | 3.57% | 100.00% |
| 微生物系 | 6.06% | 6.06% | 0.00% | 6.06% | 9.09% | 0.00% | 21.21% | 3.03% | 3.03% | 0.00% | 9.09% | 0.00% | 0.00% | 30.30% | 3.03% | 3.03% | 100.00% |
| 心理系 | 0.00% | 10.34% | 20.69% | 10.34% | 6.90% | 0.00% | 6.90% | 31.03% | 3.45% | 3.45% | 0.00% | 0.00% | 0.00% | 6.90% | 0.00% | 0.00% | 100.00% |
| 法律系 | 4.38% | 2.92% | 5.11% | 2.19% | 1.46% | 71.53% | 0.00% | 0.00% | 0.73% | 6.57% | 2.19% | 0.00% | 1.46% | 0.00% | 1.46% | 0.00% | 100.00% |
| 經濟系 | 43.96% | 17.58% | 13.19% | 4.40% | 7.69% | 0.00% | 3.30% | 2.20% | 1.10% | 3.30% | 0.00% | 1.10% | 2.20% | 0.00% | 0.00% | 0.00% | 100.00% |
| 會計系 | 82.72% | 1.85% | 5.56% | 1.23% | 3.09% | 0.62% | 1.23% | 0.00% | 1.23% | 1.23% | 0.62% | 0.00% | 0.00% | 0.62% | 0.00% | 0.00% | 100.00% |
| 企管系 | 28.47% | 22.92% | 23.61% | 0.69% | 7.64% | 0.69% | 6.25% | 0.69% | 2.08% | 0.69% | 2.08% | 1.39% | 0.69% | 0.69% | 1.39% | 0.00% | 100.00% |
| 國貿系 | 22.78% | 27.85% | 21.52% | 1.27% | 7.59% | 0.00% | 5.06% | 1.27% | 5.06% | 2.53% | 2.53% | 2.53% | 0.00% | 0.00% | 0.00% | 0.00% | 100.00% |
| 財精系 | 52.38% | 4.76% | 12.38% | 2.86% | 13.33% | 0.00% | 7.62% | 0.00% | 0.95% | 0.00% | 1.90% | 0.95% | 2.86% | 0.00% | 0.00% | 0.00% | 100.00% |
| 資管系 | 8.11% | 5.41% | 6.76% | 4.05% | 70.27% | 0.00% | 1.35% | 0.00% | 1.35% | 0.00% | 0.00% | 1.35% | 1.35% | 0.00% | 0.00% | 0.00% | 100.00% |
| 本校 | 21.91% | 14.25% | 12.73% | 8.80% | 8.30% | 7.28% | 6.27% | 4.94% | 3.86% | 3.61% | 2.22% | 1.84% | 1.84% | 1.27% | 0.63% | 0.25% | 100.00% |

表：碩士級以上 110 學年度畢業生畢業一年職業

| 學系名 | 金融財務類 | 司法、法律與公共安全類 | 教育與訓練類 | 企業經營管理類 | 資訊科技類 | 行銷與銷售類 | 政府公共事務類 | 個人及社會服務類 | 醫療保健類 | 製造類 | 科學、技術、工程、數學類 | 建築營造類 | 藝文與影音傳播類 | 物流運輸類 | 天然資源、食品與農業設計類 | 休閒與觀光旅遊類 | 總和 |
|-------------|---------------|---------------|--------------|--------------|--------------|--------------|--------------|--------------|--------------|--------------|--------------|--------------|--------------|--------------|---------------|--------------|----------------|
| 中文系 | 0.00% | 0.00% | 55.56% | 11.11% | 0.00% | 0.00% | 11.11% | 0.00% | 0.00% | 0.00% | 0.00% | 11.11% | 11.11% | 0.00% | 0.00% | 0.00% | 100.00% |
| 歷史系 | 0.00% | 0.00% | 0.00% | 0.00% | 0.00% | 0.00% | 66.67% | 0.00% | 0.00% | 0.00% | 0.00% | 0.00% | 33.33% | 0.00% | 0.00% | 0.00% | 100.00% |
| 哲學系 | 0.00% | 0.00% | 100.00% | 0.00% | 0.00% | 0.00% | 0.00% | 0.00% | 0.00% | 0.00% | 0.00% | 0.00% | 0.00% | 0.00% | 0.00% | 0.00% | 100.00% |
| 政治系 | 0.00% | 0.00% | 0.00% | 0.00% | 0.00% | 0.00% | 100.00% | 0.00% | 0.00% | 0.00% | 0.00% | 0.00% | 0.00% | 0.00% | 0.00% | 0.00% | 100.00% |
| 社會系 | 25.00% | 0.00% | 25.00% | 0.00% | 0.00% | 0.00% | 0.00% | 25.00% | 0.00% | 0.00% | 25.00% | 0.00% | 0.00% | 0.00% | 0.00% | 0.00% | 100.00% |
| 社工系 | 0.00% | 0.00% | 20.00% | 10.00% | 0.00% | 0.00% | 0.00% | 70.00% | 0.00% | 0.00% | 0.00% | 0.00% | 0.00% | 0.00% | 0.00% | 0.00% | 100.00% |
| 音樂系 | 0.00% | 0.00% | 68.42% | 5.26% | 0.00% | 0.00% | 0.00% | 5.26% | 0.00% | 0.00% | 0.00% | 5.26% | 10.53% | 5.26% | 0.00% | 0.00% | 100.00% |
| 人權碩士 | 0.00% | 25.00% | 0.00% | 0.00% | 0.00% | 0.00% | 0.00% | 0.00% | 25.00% | 25.00% | 25.00% | 0.00% | 0.00% | 0.00% | 0.00% | 0.00% | 100.00% |
| 英文系 | 0.00% | 0.00% | 33.33% | 0.00% | 0.00% | 33.33% | 0.00% | 0.00% | 0.00% | 0.00% | 0.00% | 0.00% | 33.33% | 0.00% | 0.00% | 0.00% | 100.00% |
| 日文系 | 0.00% | 0.00% | 81.82% | 9.09% | 9.09% | 0.00% | 0.00% | 0.00% | 0.00% | 0.00% | 0.00% | 0.00% | 0.00% | 0.00% | 0.00% | 0.00% | 100.00% |
| 德文系 | 0.00% | 0.00% | 100.00% | 0.00% | 0.00% | 0.00% | 0.00% | 0.00% | 0.00% | 0.00% | 0.00% | 0.00% | 0.00% | 0.00% | 0.00% | 0.00% | 100.00% |
| 數學系 | 0.00% | 0.00% | 20.00% | 0.00% | 20.00% | 0.00% | 0.00% | 0.00% | 0.00% | 40.00% | 20.00% | 0.00% | 0.00% | 0.00% | 0.00% | 0.00% | 100.00% |
| 化學系 | 0.00% | 0.00% | 0.00% | 0.00% | 0.00% | 0.00% | 0.00% | 0.00% | 0.00% | 50.00% | 0.00% | 0.00% | 0.00% | 0.00% | 50.00% | 0.00% | 100.00% |
| 微生物系 | 0.00% | 0.00% | 33.33% | 0.00% | 0.00% | 0.00% | 0.00% | 0.00% | 0.00% | 0.00% | 33.33% | 0.00% | 0.00% | 0.00% | 33.33% | 0.00% | 100.00% |
| 心理系 | 0.00% | 0.00% | 21.43% | 7.14% | 7.14% | 0.00% | 0.00% | 28.57% | 35.71% | 0.00% | 0.00% | 0.00% | 0.00% | 0.00% | 0.00% | 0.00% | 100.00% |
| 法律系 | 9.60% | 59.20% | 1.60% | 7.20% | 1.60% | 1.60% | 11.20% | 0.00% | 4.00% | 0.00% | 1.60% | 1.60% | 0.00% | 0.00% | 0.00% | 0.80% | 100.00% |
| 經濟系 | 68.75% | 0.00% | 0.00% | 12.50% | 0.00% | 12.50% | 0.00% | 0.00% | 0.00% | 0.00% | 6.25% | 0.00% | 0.00% | 0.00% | 0.00% | 0.00% | 100.00% |
| 會計系 | 87.80% | 4.88% | 0.00% | 0.00% | 0.00% | 0.00% | 2.44% | 0.00% | 0.00% | 2.44% | 2.44% | 0.00% | 0.00% | 0.00% | 0.00% | 0.00% | 100.00% |
| 企管系 | 33.33% | 0.00% | 2.38% | 28.57% | 4.76% | 16.67% | 2.38% | 2.38% | 0.00% | 4.76% | 0.00% | 0.00% | 0.00% | 4.76% | 0.00% | 0.00% | 100.00% |
| 國貿系 | 46.43% | 0.00% | 0.00% | 10.71% | 0.00% | 32.14% | 3.57% | 3.57% | 0.00% | 0.00% | 0.00% | 0.00% | 0.00% | 3.57% | 0.00% | 0.00% | 100.00% |
| 財精系 | 91.30% | 0.00% | 0.00% | 8.70% | 0.00% | 0.00% | 0.00% | 0.00% | 0.00% | 0.00% | 0.00% | 0.00% | 0.00% | 0.00% | 0.00% | 0.00% | 100.00% |
| 資管系 | 12.00% | 4.00% | 4.00% | 4.00% | 64.00% | 12.00% | 0.00% | 0.00% | 0.00% | 0.00% | 0.00% | 0.00% | 0.00% | 0.00% | 0.00% | 0.00% | 100.00% |
| EMBA 碩士在職專班 | 31.25% | 0.00% | 0.00% | 25.00% | 6.25% | 12.50% | 0.00% | 0.00% | 0.00% | 6.25% | 0.00% | 12.50% | 0.00% | 0.00% | 0.00% | 6.25% | 100.00% |
| 巨量資料 | 18.52% | 3.70% | 0.00% | 14.81% | 44.44% | 14.81% | 0.00% | 0.00% | 0.00% | 3.70% | 0.00% | 0.00% | 0.00% | 0.00% | 0.00% | 0.00% | 100.00% |
| 本校 | 27.69% | 18.08% | 9.61% | 9.61% | 8.24% | 6.86% | 5.26% | 3.43% | 2.52% | 2.29% | 1.83% | 1.37% | 1.14% | 0.92% | 0.69% | 0.46% | 100.00% |

表：碩士級以上 108 學年度畢業生畢業三年職業

| 學系名 | 金融財務類 | 司法、法律與公共安全類 | 企業經營管理類 | 行銷與銷售類 | 教育與訓練類 | 資訊科技類 | 個人及社會服務類 | 醫療保健類 | 政府公共事務類 | 製造類 | 科學、技術、工程、數學類 | 藝文與影音傳播類 | 物流運輸類 | 休閒與觀光旅遊類 | 總和 |
|-------------|---------------|---------------|---------------|---------------|--------------|--------------|--------------|--------------|--------------|--------------|--------------|--------------|--------------|--------------|----------------|
| 中文系 | 8.33% | 0.00% | 8.33% | 0.00% | 50.00% | 0.00% | 0.00% | 8.33% | 0.00% | 0.00% | 0.00% | 8.33% | 0.00% | 16.67% | 100.00% |
| 歷史系 | 0.00% | 0.00% | 0.00% | 0.00% | 0.00% | 0.00% | 0.00% | 0.00% | 100.00% | 0.00% | 0.00% | 0.00% | 0.00% | 0.00% | 100.00% |
| 哲學系 | 0.00% | 0.00% | 0.00% | 50.00% | 0.00% | 0.00% | 50.00% | 0.00% | 0.00% | 0.00% | 0.00% | 0.00% | 0.00% | 0.00% | 100.00% |
| 政治系 | 0.00% | 0.00% | 42.86% | 28.57% | 14.29% | 0.00% | 0.00% | 0.00% | 14.29% | 0.00% | 0.00% | 0.00% | 0.00% | 0.00% | 100.00% |
| 社會系 | 0.00% | 0.00% | 18.18% | 18.18% | 9.09% | 0.00% | 27.27% | 0.00% | 18.18% | 9.09% | 0.00% | 0.00% | 0.00% | 0.00% | 100.00% |
| 社工系 | 0.00% | 11.11% | 0.00% | 0.00% | 11.11% | 0.00% | 77.78% | 0.00% | 0.00% | 0.00% | 0.00% | 0.00% | 0.00% | 0.00% | 100.00% |
| 音樂系 | 0.00% | 0.00% | 12.50% | 6.25% | 62.50% | 0.00% | 12.50% | 0.00% | 6.25% | 0.00% | 0.00% | 0.00% | 0.00% | 0.00% | 100.00% |
| 人權碩士 | 0.00% | 25.00% | 25.00% | 25.00% | 0.00% | 0.00% | 0.00% | 25.00% | 0.00% | 0.00% | 0.00% | 0.00% | 0.00% | 0.00% | 100.00% |
| 日文系 | 9.09% | 0.00% | 18.18% | 0.00% | 45.45% | 0.00% | 9.09% | 0.00% | 0.00% | 0.00% | 0.00% | 18.18% | 0.00% | 0.00% | 100.00% |
| 德文系 | 0.00% | 0.00% | 0.00% | 100.00% | 0.00% | 0.00% | 0.00% | 0.00% | 0.00% | 0.00% | 0.00% | 0.00% | 0.00% | 0.00% | 100.00% |
| 數學系 | 0.00% | 25.00% | 25.00% | 0.00% | 25.00% | 0.00% | 0.00% | 25.00% | 0.00% | 0.00% | 0.00% | 0.00% | 0.00% | 0.00% | 100.00% |
| 化學系 | 0.00% | 0.00% | 0.00% | 0.00% | 0.00% | 0.00% | 0.00% | 0.00% | 0.00% | 83.33% | 16.67% | 0.00% | 0.00% | 0.00% | 100.00% |
| 微生物系 | 0.00% | 0.00% | 0.00% | 0.00% | 33.33% | 0.00% | 0.00% | 66.67% | 0.00% | 0.00% | 0.00% | 0.00% | 0.00% | 0.00% | 100.00% |
| 心理系 | 0.00% | 0.00% | 5.00% | 0.00% | 10.00% | 5.00% | 35.00% | 45.00% | 0.00% | 0.00% | 0.00% | 0.00% | 0.00% | 0.00% | 100.00% |
| 法律系 | 15.93% | 58.41% | 9.73% | 2.65% | 3.54% | 0.88% | 0.00% | 1.77% | 6.19% | 0.00% | 0.88% | 0.00% | 0.00% | 0.00% | 100.00% |
| 經濟系 | 42.86% | 0.00% | 14.29% | 0.00% | 7.14% | 7.14% | 0.00% | 0.00% | 7.14% | 0.00% | 21.43% | 0.00% | 0.00% | 0.00% | 100.00% |
| 會計系 | 93.75% | 0.00% | 0.00% | 0.00% | 0.00% | 3.13% | 3.13% | 0.00% | 0.00% | 0.00% | 0.00% | 0.00% | 0.00% | 0.00% | 100.00% |
| 企管系 | 31.82% | 0.00% | 15.91% | 29.55% | 0.00% | 9.09% | 0.00% | 0.00% | 2.27% | 4.55% | 4.55% | 0.00% | 2.27% | 0.00% | 100.00% |
| 國貿系 | 31.43% | 0.00% | 17.14% | 28.57% | 2.86% | 2.86% | 0.00% | 0.00% | 2.86% | 11.43% | 0.00% | 0.00% | 2.86% | 0.00% | 100.00% |
| 財精系 | 92.86% | 0.00% | 0.00% | 0.00% | 0.00% | 0.00% | 0.00% | 0.00% | 0.00% | 7.14% | 0.00% | 0.00% | 0.00% | 0.00% | 100.00% |
| 資管系 | 0.00% | 0.00% | 4.17% | 4.17% | 4.17% | 79.17% | 0.00% | 0.00% | 0.00% | 0.00% | 8.33% | 0.00% | 0.00% | 0.00% | 100.00% |
| EMBA 碩士在職專班 | 8.33% | 0.00% | 66.67% | 16.67% | 0.00% | 0.00% | 0.00% | 8.33% | 0.00% | 0.00% | 0.00% | 0.00% | 0.00% | 0.00% | 100.00% |
| 巨量資料 | 28.57% | 0.00% | 9.52% | 23.81% | 4.76% | 23.81% | 0.00% | 0.00% | 0.00% | 0.00% | 9.52% | 0.00% | 0.00% | 0.00% | 100.00% |
| 本校 | 24.28% | 16.59% | 12.02% | 10.10% | 8.65% | 7.93% | 5.29% | 4.09% | 3.61% | 3.13% | 2.64% | 0.72% | 0.48% | 0.48% | 100.00% |

表：碩士級以上 106 學年度畢業生畢業五年職業

| 學系名 | 金融財務類 | 司法、法律與公共安全類 | 企業經營管理類 | 資訊科技類 | 教育與訓練類 | 行銷與銷售類 | 個人及社會服務類 | 政府公共事務類 | 醫療保健類 | 製造類 | 藝文與影音傳播類 | 物流運輸類 | 休閒與觀光旅遊類 | 科學、技術、工程、數學類 | 天然資源、食品與農業設計類 | 總和 |
|-------------|---------------|---------------|---------------|--------------|--------------|--------------|--------------|--------------|--------------|--------------|--------------|--------------|--------------|--------------|---------------|----------------|
| 中文系 | 11.11% | 0.00% | 11.11% | 11.11% | 33.33% | 0.00% | 0.00% | 0.00% | 0.00% | 0.00% | 22.22% | 0.00% | 11.11% | 0.00% | 0.00% | 100.00% |
| 歷史系 | 0.00% | 0.00% | 0.00% | 0.00% | 100.00% | 0.00% | 0.00% | 0.00% | 0.00% | 0.00% | 0.00% | 0.00% | 0.00% | 0.00% | 0.00% | 100.00% |
| 哲學系 | 0.00% | 0.00% | 0.00% | 0.00% | 33.33% | 33.33% | 0.00% | 0.00% | 0.00% | 0.00% | 33.33% | 0.00% | 0.00% | 0.00% | 0.00% | 100.00% |
| 政治系 | 0.00% | 0.00% | 40.00% | 0.00% | 20.00% | 0.00% | 20.00% | 20.00% | 0.00% | 0.00% | 0.00% | 0.00% | 0.00% | 0.00% | 0.00% | 100.00% |
| 社會系 | 0.00% | 0.00% | 25.00% | 0.00% | 25.00% | 25.00% | 0.00% | 0.00% | 25.00% | 0.00% | 0.00% | 0.00% | 0.00% | 0.00% | 0.00% | 100.00% |
| 社工系 | 0.00% | 0.00% | 8.33% | 0.00% | 0.00% | 0.00% | 83.33% | 8.33% | 0.00% | 0.00% | 0.00% | 0.00% | 0.00% | 0.00% | 0.00% | 100.00% |
| 音樂系 | 0.00% | 0.00% | 9.09% | 0.00% | 54.55% | 9.09% | 0.00% | 0.00% | 9.09% | 0.00% | 9.09% | 0.00% | 9.09% | 0.00% | 0.00% | 100.00% |
| 人權碩士 | 0.00% | 100.00% | 0.00% | 0.00% | 0.00% | 0.00% | 0.00% | 0.00% | 0.00% | 0.00% | 0.00% | 0.00% | 0.00% | 0.00% | 0.00% | 100.00% |
| 英文系 | 0.00% | 0.00% | 0.00% | 0.00% | 100.00% | 0.00% | 0.00% | 0.00% | 0.00% | 0.00% | 0.00% | 0.00% | 0.00% | 0.00% | 0.00% | 100.00% |
| 日文系 | 0.00% | 0.00% | 16.67% | 0.00% | 66.67% | 0.00% | 0.00% | 0.00% | 0.00% | 8.33% | 8.33% | 0.00% | 0.00% | 0.00% | 0.00% | 100.00% |
| 德文系 | 0.00% | 0.00% | 0.00% | 0.00% | 0.00% | 0.00% | 0.00% | 0.00% | 0.00% | 100.00% | 0.00% | 0.00% | 0.00% | 0.00% | 0.00% | 100.00% |
| 數學系 | 0.00% | 0.00% | 0.00% | 25.00% | 62.50% | 0.00% | 0.00% | 0.00% | 12.50% | 0.00% | 0.00% | 0.00% | 0.00% | 0.00% | 0.00% | 100.00% |
| 化學系 | 0.00% | 0.00% | 0.00% | 0.00% | 0.00% | 0.00% | 0.00% | 0.00% | 0.00% | 100.00% | 0.00% | 0.00% | 0.00% | 0.00% | 0.00% | 100.00% |
| 微生物系 | 0.00% | 33.33% | 0.00% | 0.00% | 0.00% | 0.00% | 0.00% | 0.00% | 0.00% | 0.00% | 0.00% | 0.00% | 0.00% | 33.33% | 33.33% | 100.00% |
| 心理系 | 0.00% | 0.00% | 0.00% | 26.67% | 0.00% | 0.00% | 40.00% | 0.00% | 33.33% | 0.00% | 0.00% | 0.00% | 0.00% | 0.00% | 0.00% | 100.00% |
| 法律系 | 10.62% | 57.52% | 6.19% | 1.77% | 1.77% | 2.65% | 1.77% | 10.62% | 4.42% | 0.88% | 0.88% | 0.00% | 0.88% | 0.00% | 0.00% | 100.00% |
| 經濟系 | 71.43% | 0.00% | 7.14% | 7.14% | 0.00% | 7.14% | 0.00% | 0.00% | 0.00% | 7.14% | 0.00% | 0.00% | 0.00% | 0.00% | 0.00% | 100.00% |
| 會計系 | 80.00% | 0.00% | 4.44% | 2.22% | 0.00% | 0.00% | 2.22% | 8.89% | 0.00% | 0.00% | 0.00% | 0.00% | 2.22% | 0.00% | 0.00% | 100.00% |
| 企管系 | 26.32% | 0.00% | 31.58% | 1.75% | 1.75% | 15.79% | 1.75% | 3.51% | 0.00% | 10.53% | 0.00% | 5.26% | 0.00% | 1.75% | 0.00% | 100.00% |
| 國貿系 | 65.71% | 0.00% | 5.71% | 8.57% | 2.86% | 14.29% | 0.00% | 0.00% | 0.00% | 2.86% | 0.00% | 0.00% | 0.00% | 0.00% | 0.00% | 100.00% |
| 財精系 | 91.67% | 0.00% | 0.00% | 8.33% | 0.00% | 0.00% | 0.00% | 0.00% | 0.00% | 0.00% | 0.00% | 0.00% | 0.00% | 0.00% | 0.00% | 100.00% |
| 資管系 | 3.23% | 3.23% | 6.45% | 70.97% | 3.23% | 9.68% | 0.00% | 0.00% | 0.00% | 0.00% | 0.00% | 3.23% | 0.00% | 0.00% | 0.00% | 100.00% |
| EMBA 碩士在職專班 | 45.45% | 0.00% | 27.27% | 0.00% | 9.09% | 18.18% | 0.00% | 0.00% | 0.00% | 0.00% | 0.00% | 0.00% | 0.00% | 0.00% | 0.00% | 100.00% |
| 巨量資料 | 0.00% | 0.00% | 100.00% | 0.00% | 0.00% | 0.00% | 0.00% | 0.00% | 0.00% | 0.00% | 0.00% | 0.00% | 0.00% | 0.00% | 0.00% | 100.00% |
| 本校 | 27.94% | 16.67% | 10.78% | 9.31% | 8.58% | 6.37% | 5.15% | 4.90% | 3.19% | 2.94% | 1.47% | 0.98% | 0.98% | 0.49% | 0.25% | 100.00% |

表：進修學士班 110 學年度畢業生畢業一年職業

| 學系名 | 企業經營管理類 | 金融財務類 | 行銷與銷售類 | 藝文與影音傳播類 | 資訊科技類 | 教育與訓練類 | 休閒與觀光旅遊類 | 製造類 | 物流運輸類 | 建築營造類 | 司法、法律與公共安全類 | 醫療保健類 | 個人及社會服務類 | 政府公共事務類 | 天然資源、食品與農業設計類 | 總和 |
|-----------|---------------|---------------|---------------|--------------|--------------|--------------|--------------|--------------|--------------|--------------|--------------|--------------|--------------|--------------|---------------|----------------|
| 中文系 | 22.22% | 0.00% | 11.11% | 22.22% | 0.00% | 22.22% | 0.00% | 0.00% | 22.22% | 0.00% | 0.00% | 0.00% | 0.00% | 0.00% | 0.00% | 100.00% |
| 英文系 | 12.50% | 6.25% | 0.00% | 25.00% | 25.00% | 6.25% | 6.25% | 18.75% | 0.00% | 0.00% | 0.00% | 0.00% | 0.00% | 0.00% | 0.00% | 100.00% |
| 日文系 | 33.33% | 10.00% | 11.67% | 6.67% | 8.33% | 6.67% | 8.33% | 0.00% | 3.33% | 1.67% | 3.33% | 1.67% | 1.67% | 1.67% | 1.67% | 100.00% |
| 商進班 | 16.00% | 44.00% | 24.00% | 0.00% | 0.00% | 4.00% | 4.00% | 4.00% | 0.00% | 4.00% | 0.00% | 0.00% | 0.00% | 0.00% | 0.00% | 100.00% |
| 本校 | 25.45% | 16.36% | 12.73% | 9.09% | 8.18% | 7.27% | 6.36% | 3.64% | 3.64% | 1.82% | 1.82% | 0.91% | 0.91% | 0.91% | 0.91% | 100.00% |

表：進修學士班 108 學年度畢業生畢業三年職業

| 學系名 | 企業經營管理類 | 行銷與銷售類 | 金融財務類 | 教育與訓練類 | 資訊科技類 | 藝文與影音傳播類 | 製造類 | 政府公共事務類 | 建築營造類 | 物流運輸類 | 休閒與觀光旅遊類 | 醫療保健類 | 個人及社會服務類 | 天然資源、食品與農業設計類 | 科學、技術、工程、數學類 | 司法、法律與公共安全類 | 總和 |
|-----------|---------------|---------------|---------------|--------------|--------------|--------------|--------------|--------------|--------------|--------------|--------------|--------------|--------------|---------------|--------------|--------------|----------------|
| 中文系 | 35.71% | 14.29% | 7.14% | 0.00% | 0.00% | 7.14% | 0.00% | 14.29% | 7.14% | 7.14% | 7.14% | 0.00% | 0.00% | 0.00% | 0.00% | 0.00% | 100.00% |
| 英文系 | 24.14% | 24.14% | 6.90% | 13.79% | 6.90% | 0.00% | 3.45% | 3.45% | 6.90% | 3.45% | 0.00% | 3.45% | 0.00% | 3.45% | 0.00% | 0.00% | 100.00% |
| 日文系 | 21.05% | 17.54% | 14.04% | 8.77% | 8.77% | 7.02% | 5.26% | 1.75% | 1.75% | 3.51% | 5.26% | 0.00% | 1.75% | 1.75% | 0.00% | 1.75% | 100.00% |
| 商進班 | 27.27% | 13.64% | 40.91% | 0.00% | 4.55% | 0.00% | 0.00% | 0.00% | 0.00% | 0.00% | 0.00% | 4.55% | 4.55% | 0.00% | 4.55% | 0.00% | 100.00% |
| 本校 | 24.59% | 18.03% | 16.39% | 7.38% | 6.56% | 4.10% | 3.28% | 3.28% | 3.28% | 3.28% | 3.28% | 1.64% | 1.64% | 1.64% | 0.82% | 0.82% | 100.00% |

表：進修學士班 106 學年度畢業生畢業五年職業

| 學系名 | 金融財務類 | 企業經營管理類 | 行銷與銷售類 | 教育與訓練類 | 休閒與觀光旅遊類 | 藝文與影音傳播類 | 資訊科技類 | 個人及社會服務類 | 製造類 | 政府公共事務類 | 建築營造類 | 司法、法律與公共安全類 | 天然資源、食品與農業設計類 | 醫療保健類 | 物流運輸類 | 總和 |
|-----------|---------------|---------------|---------------|--------------|--------------|--------------|--------------|--------------|--------------|--------------|--------------|--------------|---------------|--------------|--------------|----------------|
| 中文系 | 14.29% | 7.14% | 21.43% | 14.29% | 7.14% | 7.14% | 7.14% | 7.14% | 0.00% | 7.14% | 0.00% | 0.00% | 7.14% | 0.00% | 0.00% | 100.00% |
| 英文系 | 12.50% | 25.00% | 12.50% | 12.50% | 0.00% | 12.50% | 0.00% | 0.00% | 0.00% | 0.00% | 0.00% | 12.50% | 0.00% | 0.00% | 12.50% | 100.00% |
| 日文系 | 9.30% | 32.56% | 18.60% | 6.98% | 6.98% | 4.65% | 4.65% | 4.65% | 4.65% | 0.00% | 0.00% | 2.33% | 2.33% | 2.33% | 0.00% | 100.00% |
| 商進班 | 51.61% | 19.35% | 12.90% | 0.00% | 3.23% | 0.00% | 3.23% | 0.00% | 0.00% | 3.23% | 6.45% | 0.00% | 0.00% | 0.00% | 0.00% | 100.00% |
| 本校 | 23.96% | 23.96% | 16.67% | 6.25% | 5.21% | 4.17% | 4.17% | 3.13% | 2.08% | 2.08% | 2.08% | 2.08% | 2.08% | 1.04% | 1.04% | 100.00% |

表：學士後 110 學年度畢業生畢業一年職業

| 學系名 | 資訊科技類 | 總和 |
|-----------|----------------|----------------|
| 巨量資料 | 100.00% | 100.00% |
| 本校 | 100.00% | 100.00% |

表：學士後 108 學年度畢業生畢業三年職業

| 學系名 | 企業經營管理類 | 行銷與銷售類 | 司法、法律與公共安全類 | 總和 |
|-----------|---------------|---------------|---------------|----------------|
| 巨量資料 | 60.00% | 20.00% | 20.00% | 100.00% |
| 本校 | 60.00% | 20.00% | 20.00% | 100.00% |

(四) 平均月薪資

1、**學士班**

學士班 110 學年度畢業生畢業一年：平均月薪約為 37,836 元，中位數為 35,500 元。

學士班 108 學年度畢業生畢業三年：平均月薪約為 45,311 元，中位數為 41,500 元。

學士班 106 學年度畢業生畢業五年：平均月薪約為 52,483 元，中位數為 47,500 元。

2、**碩士級以上** (碩士班、碩士在職專班、博士班)

碩士級以上 110 學年度畢業生畢業一年：平均月薪約為 64,562 元，中位數為 53,500 元。

碩士級以上 108 學年度畢業生畢業三年：平均月薪約為 68,123 元，中位數為 57,500 元。

碩士級以上 106 學年度畢業生畢業五年：平均月薪約為 73,352 元，中位數為 62,500 元。

3、**進修學士班**

進修學士班 110 學年度畢業生畢業一年：平均月薪約為 43,027 元，中位數為 35,500 元。

進修學士班 108 學年度畢業生畢業三年：平均月薪約為 43,680 元，中位數為 38,500 元。

進修學士班 106 學年度畢業生畢業五年：平均月薪約為 48,620 元，中位數為 38,500 元。

4、**學士後**

學士後 110 學年度畢業生畢業一年：平均月薪約為 44,500 元，中位數為 44,500 元。

學士後 108 學年度畢業生畢業三年：平均月薪約為 58,700 元，中位數為 44,500 元。

表：學士班畢業生薪資

| 學士班 | 110 學年度畢業生畢業一年 | | 108 學年度畢業生畢業三年 | | 106 學年度畢業生畢業五年 | |
|--------------|----------------|---------------|----------------|---------------|----------------|---------------|
| | 平均數 | 中位數 | 平均數 | 中位數 | 平均數 | 中位數 |
| 中文系 | 34,343 | 32,500 | 40,510 | 38,500 | 41,884 | 38,500 |
| 歷史系 | 32,500 | 31,000 | 39,776 | 38,500 | 45,897 | 38,500 |
| 哲學系 | 35,206 | 32,500 | 47,174 | 35,500 | 58,565 | 38,500 |
| 政治系 | 37,384 | 35,500 | 45,341 | 40,000 | 54,395 | 47,500 |
| 社會系 | 34,177 | 32,500 | 38,000 | 37,000 | 46,116 | 41,500 |
| 社工系 | 36,558 | 35,500 | 39,806 | 38,500 | 43,176 | 41,500 |
| 音樂系 | 33,167 | 25,000 | 39,065 | 35,500 | 53,064 | 44,500 |
| 英文系 | 38,683 | 35,500 | 43,092 | 41,500 | 51,016 | 47,500 |
| 日文系 | 38,748 | 35,500 | 38,341 | 35,500 | 45,641 | 41,500 |
| 德文系 | 38,652 | 35,500 | 41,714 | 37,000 | 58,759 | 44,500 |
| 數學系 | 35,643 | 32,500 | 45,225 | 41,500 | 56,759 | 47,500 |
| 物理系 | 34,577 | 32,500 | 50,921 | 53,500 | 53,113 | 50,500 |
| 化學系 | 36,591 | 35,500 | 55,250 | 53,500 | 66,339 | 57,500 |
| 微生物系 | 33,400 | 32,500 | 39,364 | 41,500 | 51,439 | 41,500 |
| 心理系 | 35,402 | 32,500 | 42,552 | 38,500 | 40,431 | 38,500 |
| 法律系 | 34,690 | 35,500 | 46,698 | 41,500 | 55,635 | 50,500 |
| 經濟系 | 38,529 | 38,500 | 50,873 | 44,500 | 51,242 | 47,500 |
| 會計系 | 41,870 | 38,500 | 47,123 | 44,500 | 55,127 | 52,000 |
| 企管系 | 36,726 | 35,500 | 49,985 | 41,500 | 58,389 | 50,500 |
| 國貿系 | 38,540 | 35,500 | 47,158 | 44,500 | 59,329 | 50,500 |
| 財精系 | 39,983 | 35,500 | 44,519 | 41,500 | 56,448 | 50,500 |
| 資管系 | 43,000 | 38,500 | 52,785 | 47,500 | 55,635 | 53,500 |
| 巨量資料 | 43,162 | 38,500 | 47,625 | 41,500 | - | - |
| 本校學士班 | 37,836 | 35,500 | 45,311 | 41,500 | 52,483 | 47,500 |

表：碩士級以上畢業生薪資

| 碩士級以上 | 110 學年度畢業生畢業一年 | | 108 學年度畢業生畢業三年 | | 106 學年度畢業生畢業五年 | |
|----------------|----------------|---------------|----------------|---------------|----------------|---------------|
| | 平均數 | 中位數 | 平均數 | 中位數 | 平均數 | 中位數 |
| 中文系 | 48,944 | 38,500 | 63,917 | 55,500 | 50,833 | 53,500 |
| 歷史系 | 37,833 | 32,500 | 41,500 | 41,500 | 38,500 | 38,500 |
| 哲學系 | 47,500 | 47,500 | 48,000 | 48,000 | 63,167 | 50,500 |
| 政治系 | 70,667 | 41,500 | 44,071 | 44,500 | 46,300 | 44,500 |
| 社會系 | 41,750 | 38,500 | 62,136 | 47,500 | 35,500 | 38,500 |
| 社工系 | 52,700 | 50,500 | 48,611 | 44,500 | 50,583 | 50,500 |
| 音樂系 | 53,974 | 41,500 | 50,125 | 49,000 | 58,500 | 38,500 |
| 人權碩士 | 51,250 | 44,500 | 48,000 | 43,000 | 50,500 | 50,500 |
| 英文系 | 69,667 | 53,500 | - | - | 48,833 | 44,500 |
| 日文系 | 52,864 | 53,500 | 40,682 | 41,500 | 61,208 | 54,000 |
| 德文系 | 38,500 | 38,500 | 50,500 | 50,500 | 82,500 | 82,500 |
| 數學系 | 64,100 | 57,500 | 40,750 | 37,000 | 54,750 | 49,000 |
| 化學系 | 45,250 | 43,000 | 62,833 | 57,500 | 47,500 | 47,500 |
| 微生物系 | 38,500 | 38,500 | 39,500 | 38,500 | 105,000 | 50,500 |
| 心理系 | 42,357 | 43,000 | 56,800 | 50,500 | 57,600 | 53,500 |
| 法律系 | 84,380 | 67,500 | 87,323 | 67,500 | 94,389 | 72,500 |
| 經濟系 | 59,719 | 52,500 | 49,464 | 43,000 | 60,857 | 53,500 |
| 會計系 | 53,707 | 47,500 | 58,734 | 53,500 | 67,067 | 62,500 |
| 企管系 | 51,774 | 47,500 | 60,273 | 57,500 | 66,333 | 62,500 |
| 國貿系 | 54,625 | 50,500 | 58,986 | 50,500 | 58,743 | 53,500 |
| 財精系 | 49,370 | 47,500 | 65,464 | 55,500 | 77,167 | 62,500 |
| 資管系 | 53,920 | 47,500 | 64,438 | 60,000 | 75,016 | 57,500 |
| EMBA 碩士在職專班 | 88,531 | 80,000 | 106,958 | 97,500 | 99,545 | 82,500 |
| 巨量資料 | 78,796 | 57,500 | 86,476 | 82,500 | 220,000 | 220,000 |
| 本校碩士級以上 | 64,562 | 53,500 | 68,123 | 57,500 | 73,352 | 62,500 |

表：進修學士班畢業生薪資

| 進修學士班 | 110 學年度畢業生畢業一年 | | 108 學年度畢業生畢業三年 | | 106 學年度畢業生畢業五年 | |
|----------------|----------------|---------------|----------------|---------------|----------------|---------------|
| | 平均數 | 中位數 | 平均數 | 中位數 | 平均數 | 中位數 |
| 中文系 | 46,056 | 44,500 | 40,214 | 35,500 | 41,464 | 34,000 |
| 英文系 | 43,188 | 38,500 | 46,621 | 41,500 | 47,875 | 44,500 |
| 日文系 | 37,908 | 32,500 | 40,289 | 35,500 | 49,140 | 38,500 |
| 商進班 | 54,120 | 41,500 | 50,795 | 41,500 | 51,323 | 44,500 |
| 本校進修學士班 | 43,027 | 35,500 | 43,680 | 38,500 | 48,620 | 38,500 |

表：學士後畢業生薪資

| 學士後 | 110 學年度畢業生畢業一年 | | 108 學年度畢業生畢業三年 | | 106 學年度畢業生畢業五年 | |
|--------------|----------------|---------------|----------------|---------------|----------------|----------|
| | 平均數 | 中位數 | 平均數 | 中位數 | 平均數 | 中位數 |
| 巨量資料 | 44,500 | 44,500 | 58,700 | 44,500 | - | - |
| 本校學士後 | 44,500 | 44,500 | 58,700 | 44,500 | - | - |

表：畢業滿一年學士班畢業生薪資分布(新臺幣)

| 學系名 | 22,000 元以下 | 22,001 元至 25,000 元 | 25,001 元至 28,000 元 | 28,001 元至 31,000 元 | 31,001 元至 34,000 元 | 34,001 元至 37,000 元 | 37,001 元至 40,000 元 | 40,001 元至 43,000 元 | 43,001 元至 46,000 元 | 46,001 元至 49,000 元 | 49,001 元至 52,000 元 | 52,001 元至 55,000 元 | 55,001 元至 60,000 元 | 60,001 元至 65,000 元 | 65,001 元至 70,000 元 | 75,001 元至 80,000 元 | 80,001 元至 85,000 元 | 85,001 元至 90,000 元 | 90,001 元至 95,000 元 | 95,001 元至 100,000 元 | 100,001 元至 110,000 元 | 110,001 元至 120,000 元 | 120,001 元至 130,000 元 | 210,001 元以上 | 總和 | |
|-------|---------------|-----------------------------|-----------------------------|-----------------------------|-----------------------------|-----------------------------|-----------------------------|-----------------------------|-----------------------------|-----------------------------|-----------------------------|-----------------------------|-----------------------------|-----------------------------|-----------------------------|-----------------------------|-----------------------------|-----------------------------|-----------------------------|------------------------------|-------------------------------|-------------------------------|-------------------------------|----------------|-------|------|
| 中文系 | 10.84% | 3.61% | 12.05% | 15.66% | 30.12% | 6.02% | 6.02% | 6.02% | 1.20% | 1.20% | - | - | 2.41% | - | 1.20% | - | - | - | 2.41% | 1.20% | - | - | - | - | 100% | |
| 歷史系 | 4.55% | 13.64% | 9.09% | 22.73% | 18.18% | 9.09% | 9.09% | - | 4.55% | - | 9.09% | - | - | - | - | - | - | - | - | - | - | - | - | - | 100% | |
| 哲學系 | 5.88% | - | 11.76% | 11.76% | 23.53% | 5.88% | 17.65% | 11.76% | 5.88% | - | - | - | 5.88% | - | - | - | - | - | - | - | - | - | - | - | 100% | |
| 政治系 | 9.30% | - | 2.33% | 6.98% | 25.58% | 13.95% | 13.95% | 6.98% | 6.98% | - | 2.33% | 6.98% | 2.33% | - | - | - | 2.33% | - | - | - | - | - | - | - | 100% | |
| 社會系 | 12.90% | - | 4.84% | 11.29% | 25.81% | 20.97% | 8.06% | 6.45% | 4.84% | - | 1.61% | - | - | - | 1.61% | 1.61% | - | - | - | - | - | - | - | - | 100% | |
| 社工系 | 4.35% | 1.45% | 1.45% | 5.80% | 15.94% | 23.19% | 21.74% | 15.94% | 4.35% | 4.35% | - | - | 1.45% | - | - | - | - | - | - | - | - | - | - | - | 100% | |
| 音樂系 | 33.33% | 16.67% | 5.56% | 11.11% | 11.11% | 5.56% | - | - | - | - | - | - | - | 5.56% | 5.56% | - | - | 5.56% | - | - | - | - | - | - | 100% | |
| 英文系 | 6.67% | 1.11% | 2.22% | 7.78% | 16.67% | 21.11% | 12.22% | 15.56% | 4.44% | 1.11% | 3.33% | 2.22% | 1.11% | - | 1.11% | 1.11% | - | - | - | 1.11% | - | - | 1.11% | - | 100% | |
| 日文系 | 6.42% | - | 2.75% | 13.76% | 22.02% | 14.68% | 11.01% | 10.09% | 4.59% | 3.67% | 3.67% | 1.83% | 1.83% | 0.92% | 0.92% | - | - | - | - | - | - | 0.92% | - | - | 0.92% | 100% |
| 德文系 | - | 9.09% | 3.03% | 9.09% | 24.24% | 15.15% | 9.09% | 12.12% | 3.03% | 3.03% | 3.03% | 3.03% | - | - | - | 3.03% | - | - | - | 3.03% | - | - | - | - | 100% | |
| 數學系 | 7.14% | - | 28.57% | 7.14% | 21.43% | 7.14% | 7.14% | - | 14.29% | - | - | - | - | - | - | - | 7.14% | - | - | - | - | - | - | - | 100% | |
| 物理系 | - | - | 7.69% | 7.69% | 38.46% | 15.38% | 15.38% | 15.38% | - | - | - | - | - | - | - | - | - | - | - | - | - | - | - | - | 100% | |
| 化學系 | - | 9.09% | - | - | 18.18% | 27.27% | 9.09% | 27.27% | 9.09% | - | - | - | - | - | - | - | - | - | - | - | - | - | - | - | 100% | |
| 微生物系 | 10.00% | - | - | 20.00% | 30.00% | 30.00% | - | - | - | - | 10.00% | - | - | - | - | - | - | - | - | - | - | - | - | - | 100% | |
| 心理系 | 9.76% | 4.88% | 4.88% | 9.76% | 31.71% | 12.20% | 2.44% | 7.32% | 9.76% | - | 2.44% | - | - | 2.44% | - | - | - | - | - | 2.44% | - | - | - | - | 100% | |
| 法律系 | 18.97% | 1.72% | 5.17% | 6.90% | 10.34% | 22.41% | 8.62% | 6.90% | 6.90% | 3.45% | 1.72% | 3.45% | 1.72% | 1.72% | - | - | - | - | - | - | - | - | - | - | 100% | |
| 經濟系 | 7.35% | - | 1.47% | 8.82% | 11.76% | 14.71% | 17.65% | 19.12% | 8.82% | 2.94% | 1.47% | - | - | 2.94% | 1.47% | - | - | - | - | 1.47% | - | - | - | - | 100% | |
| 會計系 | 0.79% | 0.79% | - | 2.36% | 7.87% | 7.87% | 37.01% | 23.62% | 4.72% | 7.87% | 2.36% | 1.57% | 1.57% | - | - | - | - | - | - | - | - | 0.79% | - | 0.79% | 100% | |
| 企管系 | 2.83% | 0.94% | 5.66% | 7.55% | 18.87% | 23.58% | 15.09% | 10.38% | 7.55% | 1.89% | 0.94% | 3.77% | - | - | - | - | - | 0.94% | - | - | - | - | - | - | 100% | |
| 國貿系 | 1.59% | 3.17% | - | 3.17% | 25.40% | 23.81% | 14.29% | 7.94% | 7.94% | 6.35% | 1.59% | 3.17% | - | - | - | - | - | - | - | - | - | - | 1.59% | - | 100% | |
| 財精系 | 5.17% | 1.72% | - | 3.45% | 20.69% | 22.41% | 8.62% | 15.52% | 6.90% | 5.17% | - | 3.45% | 1.72% | 1.72% | - | - | - | - | - | - | - | 3.45% | - | - | 100% | |
| 資管系 | 7.55% | 1.89% | 1.89% | 1.89% | 5.66% | 20.75% | 13.21% | 13.21% | 13.21% | 5.66% | 3.77% | 3.77% | 1.89% | 1.89% | 1.89% | - | - | - | - | - | - | - | - | 1.89% | 100% | |
| 巨量資料 | 2.70% | - | - | 5.41% | 13.51% | 21.62% | 21.62% | 13.51% | 10.81% | 5.41% | - | - | - | 2.70% | - | - | - | - | - | - | - | - | - | 2.70% | 100% | |
| 本校學士班 | 6.64% | 1.99% | 3.65% | 8.05% | 18.76% | 16.85% | 14.61% | 12.12% | 6.06% | 3.15% | 1.91% | 1.83% | 1.08% | 0.75% | 0.58% | 0.25% | 0.17% | 0.17% | 0.25% | 0.33% | 0.25% | 0.08% | 0.17% | 0.33% | 100% | |

表：畢業滿三年學士班畢業生薪資分布(新臺幣)

| 學系名 | 22,000 元以下 | 22,001 元至 25,000 元 | 25,001 元至 28,000 元 | 28,001 元至 31,000 元 | 31,001 元至 34,000 元 | 34,001 元至 37,000 元 | 37,001 元至 40,000 元 | 40,001 元至 43,000 元 | 43,001 元至 46,000 元 | 46,001 元至 49,000 元 | 49,001 元至 52,000 元 | 52,001 元至 55,000 元 | 55,001 元至 60,000 元 | 60,001 元至 65,000 元 | 65,001 元至 70,000 元 | 70,001 元至 75,000 元 | 75,001 元至 80,000 元 | 80,001 元至 85,000 元 | 85,001 元至 90,000 元 | 90,001 元至 95,000 元 | 95,001 元至 100,000 元 | 100,001 元至 110,000 元 | 110,001 元至 120,000 元 | 120,001 元至 130,000 元 | 130,001 元至 140,000 元 | 140,001 元至 150,000 元 | 150,001 元至 170,000 元 | 170,001 元至 190,000 元 | 190,001 元至 210,000 元 | 210,001 元以上 | 總和 | | | |
|-------|---------------|-----------------------------|-----------------------------|-----------------------------|-----------------------------|-----------------------------|-----------------------------|-----------------------------|-----------------------------|-----------------------------|-----------------------------|-----------------------------|-----------------------------|-----------------------------|-----------------------------|-----------------------------|-----------------------------|-----------------------------|-----------------------------|-----------------------------|------------------------------|-------------------------------|-------------------------------|-------------------------------|-------------------------------|-------------------------------|-------------------------------|-------------------------------|-------------------------------|----------------|-------|------|------|------|
| 中文系 | 4.00% | - | 6.00% | 13.00% | 9.00% | 14.00% | 14.00% | 11.00% | 5.00% | 6.00% | 3.00% | 5.00% | 2.00% | - | 4.00% | 1.00% | 1.00% | - | 1.00% | 1.00% | - | - | - | - | - | - | - | - | - | - | - | - | 100% | |
| 歷史系 | - | 3.45% | 3.45% | 6.90% | 13.79% | 20.69% | 6.90% | 17.24% | 6.90% | 3.45% | 6.90% | 6.90% | - | - | - | 3.45% | - | - | - | - | - | - | - | - | - | - | - | - | - | - | - | - | 100% | |
| 哲學系 | 8.70% | - | 8.70% | 4.35% | 8.70% | 21.74% | 4.35% | 8.70% | 8.70% | 4.35% | 8.70% | - | - | - | 4.35% | 4.35% | - | - | - | - | - | - | - | - | - | - | - | - | - | - | 4.35% | 100% | | |
| 政治系 | 1.52% | 1.52% | - | 7.58% | 15.15% | 9.09% | 15.15% | 10.61% | 13.64% | 4.55% | 4.55% | 4.55% | 4.55% | 1.52% | - | - | - | - | 1.52% | - | - | - | - | - | 3.03% | - | 1.52% | - | - | - | - | 100% | | |
| 社會系 | 2.08% | - | 2.08% | 10.42% | 16.67% | 18.75% | 14.58% | 14.58% | 10.42% | 6.25% | - | - | 2.08% | - | 2.08% | - | - | - | - | - | - | - | - | - | - | - | - | - | - | - | - | - | 100% | |
| 社工系 | 2.35% | - | 1.18% | 3.53% | 7.06% | 27.06% | 15.29% | 17.65% | 11.76% | 9.41% | 1.18% | - | - | - | 2.35% | - | - | 1.18% | - | - | - | - | - | - | - | - | - | - | - | - | - | - | 100% | |
| 音樂系 | 13.04% | - | 8.70% | 21.74% | 4.35% | 8.70% | - | 4.35% | 4.35% | 8.70% | 8.70% | 4.35% | 4.35% | - | 4.35% | 4.35% | - | - | - | - | - | - | - | - | - | - | - | - | - | - | - | - | 100% | |
| 英文系 | 5.75% | 3.45% | - | 3.45% | 10.34% | 12.64% | 12.64% | 13.79% | 8.05% | 4.60% | 4.60% | 8.05% | 4.60% | 1.15% | 4.60% | - | - | 1.15% | - | - | - | - | - | - | - | - | - | - | - | 1.15% | - | - | - | 100% |
| 日文系 | 3.30% | 3.30% | 2.20% | 10.99% | 17.58% | 19.78% | 14.29% | 8.79% | 3.30% | 5.49% | 3.30% | - | 2.20% | 3.30% | - | - | - | - | 1.10% | - | - | 1.10% | - | - | - | - | - | - | - | - | - | - | 100% | |
| 德文系 | 3.57% | - | - | 3.57% | 21.43% | 21.43% | 10.71% | 7.14% | 10.71% | 3.57% | 3.57% | - | - | 3.57% | 3.57% | 3.57% | 3.57% | - | - | - | - | - | - | - | - | - | - | - | - | - | - | - | - | 100% |
| 數學系 | - | 5.00% | 5.00% | 5.00% | 10.00% | 10.00% | 10.00% | 20.00% | 15.00% | 10.00% | - | - | 5.00% | - | - | - | - | - | - | - | - | - | - | - | - | - | - | - | - | 5.00% | - | - | - | 100% |
| 物理系 | 5.26% | - | - | - | 5.26% | 10.53% | 10.53% | - | - | - | 10.53% | 15.79% | 21.05% | 5.26% | 5.26% | 10.53% | - | - | - | - | - | - | - | - | - | - | - | - | - | - | - | - | - | 100% |
| 化學系 | - | - | - | 3.85% | 3.85% | 3.85% | 11.54% | 7.69% | 3.85% | 3.85% | 3.85% | 11.54% | 7.69% | 23.08% | 3.85% | 3.85% | - | 3.85% | - | - | - | - | - | - | 3.85% | - | - | - | - | - | - | - | - | 100% |
| 微生物系 | 9.09% | - | 4.55% | - | 4.55% | 4.55% | 18.18% | 36.36% | 9.09% | 4.55% | 4.55% | - | 4.55% | - | - | - | - | - | - | - | - | - | - | - | - | - | - | - | - | - | - | - | - | 100% |
| 心理系 | 13.79% | 3.45% | - | - | 13.79% | 6.90% | 20.69% | 6.90% | 10.34% | 3.45% | 10.34% | 3.45% | - | - | - | - | - | - | - | 3.45% | - | - | - | - | - | 3.45% | - | - | - | - | - | - | - | 100% |
| 法律系 | 6.03% | - | 0.86% | 11.21% | 7.76% | 9.48% | 8.62% | 7.76% | 11.21% | 4.31% | 5.17% | 6.90% | 3.45% | 7.76% | 1.72% | 0.86% | 0.86% | 0.86% | 0.86% | - | 0.86% | 1.72% | - | - | - | - | 1.72% | - | - | - | - | - | - | 100% |
| 經濟系 | 1.82% | 1.82% | - | 1.82% | 9.09% | 9.09% | 5.45% | 14.55% | 10.91% | 8.18% | 4.55% | 9.09% | 4.55% | 2.73% | 2.73% | 2.73% | - | 1.82% | 2.73% | - | 0.91% | 2.73% | 1.82% | - | - | - | 0.91% | - | - | - | - | - | - | 100% |
| 會計系 | - | 0.67% | 0.67% | 1.33% | 4.00% | 4.00% | 8.00% | 17.33% | 15.33% | 7.33% | 19.33% | 10.00% | 6.00% | 2.00% | 2.00% | - | 0.67% | - | - | - | 0.67% | - | 0.67% | - | - | - | - | - | - | - | - | - | - | 100% |
| 企管系 | 1.47% | - | 1.47% | 2.21% | 6.62% | 12.50% | 17.65% | 9.56% | 11.76% | 10.29% | 7.35% | 2.94% | 3.68% | 1.47% | 1.47% | 2.21% | 0.74% | 0.74% | - | 0.74% | 0.74% | 0.74% | - | - | - | 1.47% | 0.74% | - | - | - | 1.47% | - | 100% | |
| 國貿系 | - | 1.32% | - | 3.95% | 10.53% | 3.95% | 9.21% | 19.74% | 10.53% | 9.21% | 7.89% | 2.63% | 6.58% | 3.95% | 2.63% | 3.95% | 1.32% | - | - | - | - | 2.63% | - | - | - | - | - | - | - | - | - | - | - | 100% |
| 財精系 | 2.83% | - | - | 4.72% | 8.49% | 9.43% | 13.21% | 13.21% | 16.04% | 6.60% | 1.89% | 9.43% | 7.55% | 1.89% | 0.94% | 1.89% | - | - | - | - | - | 0.94% | 0.94% | - | - | - | - | - | - | - | - | - | - | 100% |
| 資管系 | 3.08% | - | - | 3.08% | 4.62% | 7.69% | 4.62% | 13.85% | 6.15% | 10.77% | 7.69% | 6.15% | 6.15% | 9.23% | 6.15% | 1.54% | 1.54% | - | 1.54% | 4.62% | - | - | - | - | - | - | - | - | - | - | 1.54% | - | 100% | |
| 巨量資料 | - | 2.08% | 2.08% | 2.08% | 6.25% | 18.75% | 14.58% | 10.42% | 4.17% | - | 6.25% | 14.58% | 4.17% | 4.17% | - | 2.08% | - | - | 4.17% | - | - | 4.17% | - | - | - | - | - | - | - | - | - | - | - | 100% |
| 本校學士班 | 2.99% | 1.00% | 1.46% | 5.39% | 9.12% | 11.91% | 11.58% | 12.84% | 10.05% | 6.59% | 6.25% | 5.66% | 4.19% | 2.86% | 2.20% | 1.46% | 0.47% | 0.47% | 0.67% | 0.40% | 0.27% | 0.80% | 0.27% | 0.20% | 0.07% | 0.53% | 0.07% | 0.07% | 0.07% | 0.20% | 0.20% | 100% | | |

表：畢業滿五年學士班畢業生薪資分布(新臺幣)

| 學系名 | 22,000 元以下 | 22,001 元至 25,000 元 | 25,001 元至 28,000 元 | 28,001 元至 31,000 元 | 31,001 元至 34,000 元 | 34,001 元至 37,000 元 | 37,001 元至 40,000 元 | 40,001 元至 43,000 元 | 43,001 元至 46,000 元 | 46,001 元至 49,000 元 | 49,001 元至 52,000 元 | 52,001 元至 55,000 元 | 55,001 元至 60,000 元 | 60,001 元至 65,000 元 | 65,001 元至 70,000 元 | 70,001 元至 75,000 元 | 75,001 元至 80,000 元 | 80,001 元至 85,000 元 | 85,001 元至 90,000 元 | 90,001 元至 95,000 元 | 95,001 元至 100,000 元 | 100,001 元至 110,000 元 | 110,001 元至 120,000 元 | 120,001 元至 130,000 元 | 130,001 元至 140,000 元 | 140,001 元至 150,000 元 | 150,001 元至 170,000 元 | 170,001 元至 190,000 元 | 190,001 元至 210,000 元 | 210,001 元以上 | 總和 | | |
|-------|---------------|-----------------------------|-----------------------------|-----------------------------|-----------------------------|-----------------------------|-----------------------------|-----------------------------|-----------------------------|-----------------------------|-----------------------------|-----------------------------|-----------------------------|-----------------------------|-----------------------------|-----------------------------|-----------------------------|-----------------------------|-----------------------------|-----------------------------|------------------------------|-------------------------------|-------------------------------|-------------------------------|-------------------------------|-------------------------------|-------------------------------|-------------------------------|-------------------------------|----------------|-------|-------|------|
| 中文系 | 3.16% | 1.05% | 5.26% | 7.37% | 8.42% | 16.84% | 11.58% | 7.37% | 9.47% | 7.37% | 8.42% | 1.05% | 5.26% | 2.11% | 2.11% | - | 1.05% | 1.05% | - | - | - | - | 1.05% | - | - | - | - | - | - | - | - | 100% | |
| 歷史系 | - | - | - | 8.82% | 2.94% | 29.41% | 14.71% | 8.82% | 5.88% | 5.88% | 5.88% | - | 2.94% | 8.82% | - | - | - | - | - | 2.94% | - | - | - | - | - | 2.94% | - | - | - | - | - | 100% | |
| 哲學系 | 4.35% | 4.35% | - | 4.35% | 8.70% | 21.74% | 8.70% | - | 4.35% | 4.35% | 8.70% | 4.35% | - | 8.70% | 4.35% | - | - | - | - | - | - | - | - | - | 4.35% | - | 4.35% | - | - | 4.35% | 100% | | |
| 政治系 | 5.26% | - | - | 3.51% | 3.51% | 7.02% | 14.04% | 7.02% | 3.51% | 7.02% | 5.26% | 1.75% | 12.28% | 7.02% | 5.26% | 1.75% | 5.26% | 1.75% | 1.75% | - | - | 3.51% | 1.75% | - | - | - | 1.75% | - | - | - | - | 100% | |
| 社會系 | 1.45% | 1.45% | 1.45% | 4.35% | 7.25% | 15.94% | 7.25% | 18.84% | 2.90% | 4.35% | 5.80% | 10.14% | 4.35% | 4.35% | 2.90% | 1.45% | 1.45% | 1.45% | 1.45% | - | - | - | 1.45% | - | - | - | - | - | - | - | - | 100% | |
| 社工系 | 1.14% | 1.14% | 1.14% | 3.41% | 4.55% | 21.59% | 15.91% | 14.77% | 10.23% | 5.68% | 5.68% | 2.27% | 4.55% | 2.27% | 4.55% | - | - | - | - | - | - | - | - | - | - | 1.14% | - | - | - | - | - | 100% | |
| 音樂系 | 12.82% | 2.56% | 2.56% | 7.69% | 2.56% | 5.13% | 7.69% | 5.13% | 10.26% | 2.56% | 5.13% | - | 7.69% | 2.56% | 2.56% | 2.56% | 5.13% | 2.56% | - | 5.13% | 2.56% | 2.56% | - | - | - | - | - | - | - | 2.56% | - | 100% | |
| 英文系 | - | - | 1.05% | 2.11% | 2.11% | 10.53% | 5.26% | 14.74% | 12.63% | 10.53% | 7.37% | 5.26% | 11.58% | 4.21% | 3.16% | 2.11% | - | 1.05% | 3.16% | - | 1.05% | 1.05% | - | - | - | - | - | 1.05% | - | - | - | - | 100% |
| 日文系 | 2.73% | 0.91% | 0.91% | 6.36% | 7.27% | 13.64% | 12.73% | 19.09% | 6.36% | 6.36% | 4.55% | 7.27% | 1.82% | 1.82% | 2.73% | - | 0.91% | - | 0.91% | - | 0.91% | - | - | - | - | - | 1.82% | - | 0.91% | - | - | 100% | |
| 德文系 | 3.45% | - | - | 3.45% | 3.45% | 10.34% | 3.45% | 17.24% | 13.79% | 3.45% | - | 3.45% | 6.90% | 6.90% | 3.45% | 6.90% | - | - | - | - | 3.45% | 3.45% | 3.45% | - | - | - | - | - | - | - | 3.45% | 100% | |
| 數學系 | 3.70% | - | - | 11.11% | - | 3.70% | 11.11% | 14.81% | 3.70% | 11.11% | 7.41% | 3.70% | 3.70% | 3.70% | - | - | 11.11% | - | 3.70% | - | - | 3.70% | - | - | - | - | - | - | - | - | 3.70% | 100% | |
| 物理系 | - | 3.23% | - | 6.45% | - | - | 6.45% | 6.45% | 9.68% | 3.23% | 16.13% | 9.68% | 12.90% | 12.90% | - | 6.45% | - | - | 3.23% | - | 3.23% | - | - | - | - | - | - | - | - | - | - | 100% | |
| 化學系 | - | - | - | - | 7.14% | 3.57% | 7.14% | - | 7.14% | 3.57% | 3.57% | 10.71% | 10.71% | 7.14% | 7.14% | 10.71% | 7.14% | 3.57% | - | - | - | 3.57% | - | - | - | - | - | 3.57% | 3.57% | - | - | 100% | |
| 微生物系 | - | 3.03% | - | 3.03% | 9.09% | 12.12% | 18.18% | 15.15% | 12.12% | 3.03% | 6.06% | - | 3.03% | - | - | - | 6.06% | 3.03% | - | - | - | - | - | 3.03% | - | - | - | - | - | - | 3.03% | 100% | |
| 心理系 | 6.90% | - | 3.45% | 3.45% | 6.90% | 10.34% | 20.69% | 13.79% | 20.69% | - | - | - | 10.34% | - | 3.45% | - | - | - | - | - | - | - | - | - | - | - | - | - | - | - | - | 100% | |
| 法律系 | 1.46% | 0.73% | 0.73% | 5.11% | 3.65% | 7.30% | 5.11% | 7.30% | 7.30% | 7.30% | 6.57% | 9.49% | 9.49% | 8.03% | 2.92% | 3.65% | 1.46% | 2.19% | 3.65% | 0.73% | 0.73% | 2.19% | 0.73% | 0.73% | - | - | - | 0.73% | - | 0.73% | 100% | | |
| 經濟系 | 3.30% | - | - | 2.20% | 4.40% | 6.59% | 5.49% | 9.89% | 16.48% | 6.59% | 7.69% | 10.99% | 10.99% | 3.30% | 3.30% | 1.10% | 2.20% | - | - | 1.10% | 1.10% | - | - | 2.20% | - | - | 1.10% | - | - | - | - | 100% | |
| 會計系 | - | - | - | 0.62% | 0.62% | 6.17% | 6.17% | 6.17% | 6.79% | 8.02% | 15.43% | 11.73% | 16.67% | 6.79% | 5.56% | 1.23% | 2.47% | 1.85% | 1.23% | - | 0.62% | - | - | 0.62% | - | - | 0.62% | - | - | 0.62% | - | 0.62% | 100% |
| 企管系 | - | 0.69% | - | 1.39% | 2.78% | 3.47% | 9.72% | 14.58% | 9.72% | 6.94% | 4.17% | 13.19% | 9.72% | 6.25% | 2.78% | 2.78% | 2.08% | - | - | - | 1.39% | 1.39% | 0.69% | 2.08% | 0.69% | - | 0.69% | 0.69% | - | 2.08% | 100% | | |
| 國貿系 | - | - | - | 1.27% | 3.80% | 5.06% | 10.13% | 11.39% | 6.33% | 8.86% | 10.13% | 6.33% | 7.59% | 11.39% | 5.06% | 2.53% | 1.27% | - | - | - | - | - | 1.27% | 2.53% | - | 1.27% | 1.27% | - | - | 2.53% | 100% | | |
| 財精系 | 1.90% | - | - | 1.90% | 1.90% | 10.48% | 10.48% | 7.62% | 6.67% | 5.71% | 8.57% | 4.76% | 7.62% | 10.48% | 6.67% | 0.95% | - | 2.86% | 1.90% | 1.90% | 0.95% | 2.86% | 1.90% | - | 0.95% | - | - | - | - | - | 0.95% | 100% | |
| 資管系 | - | - | 1.35% | - | 1.35% | 5.41% | 5.41% | 6.76% | 6.76% | 9.46% | 8.11% | 18.92% | 8.11% | 8.11% | 4.05% | 2.70% | 5.41% | - | 4.05% | - | 1.35% | 2.70% | - | - | - | - | - | - | - | - | - | 100% | |
| 本校學士班 | 1.77% | 0.63% | 0.82% | 3.42% | 3.86% | 9.75% | 9.25% | 10.70% | 8.55% | 6.71% | 7.47% | 7.47% | 8.49% | 5.83% | 3.61% | 1.84% | 1.96% | 1.01% | 1.27% | 0.44% | 0.76% | 1.08% | 0.57% | 0.63% | 0.25% | 0.25% | 0.51% | 0.25% | 0.06% | 0.76% | 100% | | |

表：畢業滿一年碩士級以上畢業生薪資分布(新臺幣)

| 學系名 | 22,000 元以下 | 22,001 元至 25,000 元 | 28,001 元至 31,000 元 | 31,001 元至 34,000 元 | 34,001 元至 37,000 元 | 37,001 元至 40,000 元 | 40,001 元至 43,000 元 | 43,001 元至 46,000 元 | 46,001 元至 49,000 元 | 49,001 元至 52,000 元 | 52,001 元至 55,000 元 | 55,001 元至 60,000 元 | 60,001 元至 65,000 元 | 65,001 元至 70,000 元 | 70,001 元至 75,000 元 | 75,001 元至 80,000 元 | 80,001 元至 85,000 元 | 85,001 元至 90,000 元 | 90,001 元至 95,000 元 | 95,001 元至 100,000 元 | 100,001 元至 110,000 元 | 110,001 元至 120,000 元 | 120,001 元至 130,000 元 | 130,001 元至 140,000 元 | 140,001 元至 150,000 元 | 150,001 元至 170,000 元 | 170,001 元至 190,000 元 | 190,001 元至 210,000 元 | 210,001 元以上 | 總和 | | | | | | |
|-------------|---------------|-----------------------------|-----------------------------|-----------------------------|-----------------------------|-----------------------------|-----------------------------|-----------------------------|-----------------------------|-----------------------------|-----------------------------|-----------------------------|-----------------------------|-----------------------------|-----------------------------|-----------------------------|-----------------------------|-----------------------------|-----------------------------|------------------------------|-------------------------------|-------------------------------|-------------------------------|-------------------------------|-------------------------------|-------------------------------|-------------------------------|-------------------------------|----------------|-------|-------|-------|------|------|------|------|
| 中文系 | - | - | 11.11% | - | 11.11% | 33.33% | - | - | 11.11% | - | - | 11.11% | - | 11.11% | - | - | - | 11.11% | - | - | - | - | - | - | - | - | - | - | - | - | - | 100% | | | | |
| 歷史系 | - | 33.33% | - | 33.33% | - | - | - | - | - | - | - | 33.33% | - | - | - | - | - | - | - | - | - | - | - | - | - | - | - | - | - | - | - | 100% | | | | |
| 哲學系 | - | - | - | - | - | - | - | - | 100% | - | - | - | - | - | - | - | - | - | - | - | - | - | - | - | - | - | - | - | - | - | - | 100% | | | | |
| 政治系 | - | - | - | - | 33.33% | - | 33.33% | - | - | - | - | - | - | - | - | - | - | - | - | - | - | - | - | - | 33.33% | - | - | - | - | - | - | - | 100% | | | |
| 社會系 | - | - | - | 25.00% | 25.00% | - | 25.00% | - | - | - | - | 25.00% | - | - | - | - | - | - | - | - | - | - | - | - | - | - | - | - | - | - | - | - | 100% | | | |
| 社工系 | - | - | - | - | 10.00% | 10.00% | - | 20.00% | - | 30.00% | - | - | 10.00% | 10.00% | - | - | 10.00% | - | - | - | - | - | - | - | - | - | - | - | - | - | - | - | 100% | | | |
| 音樂系 | 21.05% | - | 5.26% | - | 5.26% | 5.26% | 15.79% | 10.53% | 5.26% | 5.26% | 5.26% | - | - | 5.26% | - | - | 5.26% | - | - | - | - | 5.26% | - | - | - | - | - | - | - | - | 5.26% | 100% | | | | |
| 人權碩士 | - | - | - | - | - | 25.00% | 25.00% | - | 25.00% | - | - | - | - | - | - | 25.00% | - | - | - | - | - | - | - | - | - | - | - | - | - | - | - | - | - | 100% | | |
| 英文系 | 33.33% | - | - | - | - | - | - | - | - | - | 33.33% | - | - | - | - | - | - | - | - | - | - | - | - | - | 33.33% | - | - | - | - | - | - | - | - | 100% | | |
| 日文系 | - | - | - | 18.18% | 9.09% | 9.09% | 9.09% | - | - | - | 9.09% | 9.09% | 9.09% | 9.09% | 9.09% | - | - | 9.09% | - | - | - | - | - | - | - | - | - | - | - | - | - | - | - | 100% | | |
| 德文系 | - | - | - | - | - | 100% | - | - | - | - | - | - | - | - | - | - | - | - | - | - | - | - | - | - | - | - | - | - | - | - | - | - | - | 100% | | |
| 數學系 | - | - | - | - | - | - | - | - | 20.00% | 20.00% | - | 20.00% | - | - | - | 20.00% | - | 20.00% | - | - | - | - | - | - | - | - | - | - | - | - | - | - | - | - | 100% | |
| 化學系 | - | - | - | 25.00% | - | - | 25.00% | 25.00% | - | - | - | - | 25.00% | - | - | - | - | - | - | - | - | - | - | - | - | - | - | - | - | - | - | - | - | - | 100% | |
| 微生物系 | - | - | - | - | 33.33% | 33.33% | 33.33% | - | - | - | - | - | - | - | - | - | - | - | - | - | - | - | - | - | - | - | - | - | - | - | - | - | - | - | 100% | |
| 心理系 | 14.29% | - | - | - | 14.29% | 7.14% | 14.29% | 14.29% | 21.43% | 7.14% | - | - | - | - | - | 7.14% | - | - | - | - | - | - | - | - | - | - | - | - | - | - | - | - | - | - | 100% | |
| 法律系 | - | 0.80% | - | 1.60% | 0.80% | 3.20% | 2.40% | 5.60% | 4.80% | 7.20% | 7.20% | 8.80% | 6.40% | 8.00% | 7.20% | 4.80% | 4.00% | 2.40% | 0.80% | 3.20% | 4.80% | 0.80% | - | - | 0.80% | 2.40% | 2.40% | 0.80% | 2.40% | 0.80% | 8.80% | - | - | 100% | | |
| 經濟系 | 6.25% | - | - | 6.25% | - | 6.25% | 18.75% | 6.25% | 6.25% | - | - | 12.50% | 6.25% | 6.25% | - | - | 6.25% | 6.25% | - | 6.25% | - | - | - | - | 6.25% | - | - | - | - | - | - | - | - | - | 100% | |
| 會計系 | - | - | - | - | - | 2.44% | 24.39% | 14.63% | 17.07% | - | 9.76% | 9.76% | 2.44% | 2.44% | 9.76% | 2.44% | 2.44% | - | - | - | - | - | - | 2.44% | - | - | - | - | - | - | - | - | - | - | 100% | |
| 企管系 | - | - | - | - | 4.76% | 9.52% | 7.14% | 14.29% | 21.43% | 7.14% | 9.52% | 9.52% | 7.14% | - | 2.38% | 2.38% | 2.38% | - | - | - | - | - | 2.38% | - | - | - | - | - | - | - | - | - | - | - | 100% | |
| 國貿系 | - | - | - | - | 17.86% | 10.71% | 10.71% | 7.14% | - | 14.29% | 3.57% | 10.71% | 3.57% | - | - | 3.57% | 7.14% | 7.14% | - | - | - | - | 3.57% | - | - | - | - | - | - | - | - | - | - | - | - | 100% |
| 財務系 | 4.35% | - | - | - | 4.35% | 4.35% | 21.74% | 13.04% | 13.04% | - | - | 26.09% | - | 8.70% | - | 4.35% | - | - | - | - | - | - | - | - | - | - | - | - | - | - | - | - | - | - | - | 100% |
| 資管系 | - | - | 4.00% | - | 4.00% | 12.00% | 8.00% | 16.00% | 8.00% | 12.00% | - | 12.00% | - | 4.00% | 8.00% | 4.00% | 4.00% | - | - | - | - | - | 4.00% | - | - | - | - | - | - | - | - | - | - | - | - | 100% |
| EMBA 碩士在職專班 | - | - | - | - | - | - | - | - | - | 18.75% | - | 6.25% | 6.25% | 12.50% | - | 6.25% | 12.50% | - | 6.25% | - | 6.25% | - | 12.50% | - | - | 12.50% | - | - | - | - | - | - | - | - | - | 100% |
| 巨量資料 | - | - | - | - | - | - | 7.41% | 3.70% | 3.70% | - | 18.52% | 18.52% | 3.70% | 7.41% | 3.70% | - | 3.70% | - | 7.41% | - | 11.11% | - | - | - | - | 3.70% | - | 3.70% | - | 3.70% | - | 3.70% | - | - | 100% | |
| 本校碩士級以上 | 2.06% | 0.46% | 0.69% | 1.83% | 4.35% | 6.18% | 9.61% | 8.47% | 8.47% | 6.41% | 5.95% | 10.07% | 4.35% | 5.26% | 4.12% | 3.43% | 3.66% | 2.06% | 0.92% | 1.14% | 2.52% | 0.92% | 0.69% | 0.69% | 0.46% | 1.14% | 0.92% | 0.23% | 0.23% | 2.97% | - | - | 100% | | | |

表：畢業滿三年碩士級以上畢業生薪資分布(新臺幣)

| 學系名 | 22,000 元以下 | 22,001 元至 25,000 元 | 28,001 元至 31,000 元 | 31,001 元至 34,000 元 | 34,001 元至 37,000 元 | 37,001 元至 40,000 元 | 40,001 元至 43,000 元 | 43,001 元至 46,000 元 | 46,001 元至 49,000 元 | 49,001 元至 52,000 元 | 52,001 元至 55,000 元 | 55,001 元至 60,000 元 | 60,001 元至 65,000 元 | 65,001 元至 70,000 元 | 70,001 元至 75,000 元 | 75,001 元至 80,000 元 | 80,001 元至 85,000 元 | 85,001 元至 90,000 元 | 90,001 元至 95,000 元 | 95,001 元至 100,000 元 | 100,001 元至 110,000 元 | 110,001 元至 120,000 元 | 120,001 元至 130,000 元 | 130,001 元至 140,000 元 | 140,001 元至 150,000 元 | 150,001 元至 170,000 元 | 170,001 元至 190,000 元 | 190,001 元至 210,000 元 | 210,001 元以上 | 總和 | | | |
|-------------|---------------|-----------------------------|-----------------------------|-----------------------------|-----------------------------|-----------------------------|-----------------------------|-----------------------------|-----------------------------|-----------------------------|-----------------------------|-----------------------------|-----------------------------|-----------------------------|-----------------------------|-----------------------------|-----------------------------|-----------------------------|-----------------------------|------------------------------|-------------------------------|-------------------------------|-------------------------------|-------------------------------|-------------------------------|-------------------------------|-------------------------------|-------------------------------|----------------|-------|-------|------|------|
| 中文系 | - | - | 11.11% | - | 11.11% | 33.33% | - | - | 11.11% | - | - | 11.11% | - | 11.11% | - | - | - | 11.11% | - | - | - | - | - | - | - | - | - | - | - | - | - | 100% | |
| 歷史系 | - | 33.33% | - | 33.33% | - | - | - | - | - | - | - | 33.33% | - | - | - | - | - | - | - | - | - | - | - | - | - | - | - | - | - | - | - | 100% | |
| 哲學系 | - | - | - | - | - | - | - | - | 100% | - | - | - | - | - | - | - | - | - | - | - | - | - | - | - | - | - | - | - | - | - | 100% | | |
| 政治系 | - | - | - | - | 33.33% | - | 33.33% | - | - | - | - | - | - | - | - | - | - | - | - | - | - | - | - | - | 33.33% | - | - | - | - | - | - | 100% | |
| 社會系 | - | - | - | 25.00% | 25.00% | - | 25.00% | - | - | - | - | 25.00% | - | - | - | - | - | - | - | - | - | - | - | - | - | - | - | - | - | - | - | 100% | |
| 社工系 | - | - | - | - | 10.00% | 10.00% | - | 20.00% | - | 30.00% | - | - | 10.00% | 10.00% | - | - | 10.00% | - | - | - | - | - | - | - | - | - | - | - | - | - | - | 100% | |
| 音樂系 | 21.05% | - | 5.26% | - | 5.26% | 5.26% | 15.79% | 10.53% | 5.26% | 5.26% | 5.26% | - | - | 5.26% | - | - | 5.26% | - | - | - | 5.26% | - | - | - | - | - | - | - | - | - | 5.26% | 100% | |
| 人權碩士 | - | - | - | - | - | 25.00% | 25.00% | - | 25.00% | - | - | - | - | - | - | 25.00% | - | - | - | - | - | - | - | - | - | - | - | - | - | - | - | - | 100% |
| 英文系 | 33.33% | - | - | - | - | - | - | - | - | - | 33.33% | - | - | - | - | - | - | - | - | - | - | - | - | - | 33.33% | - | - | - | - | - | - | - | 100% |
| 日文系 | - | - | - | 18.18% | 9.09% | 9.09% | 9.09% | - | - | - | 9.09% | 9.09% | 9.09% | 9.09% | 9.09% | - | - | 9.09% | - | - | - | - | - | - | - | - | - | - | - | - | - | - | 100% |
| 德文系 | - | - | - | - | - | 100% | - | - | - | - | - | - | - | - | - | - | - | - | - | - | - | - | - | - | - | - | - | - | - | - | - | - | 100% |
| 數學系 | - | - | - | - | - | - | - | - | 20.00% | 20.00% | - | 20.00% | - | - | - | 20.00% | - | 20.00% | - | - | - | - | - | - | - | - | - | - | - | - | - | - | 100% |
| 化學系 | - | - | - | 25.00% | - | - | 25.00% | 25.00% | - | - | - | - | 25.00% | - | - | - | - | - | - | - | - | - | - | - | - | - | - | - | - | - | - | - | 100% |
| 微生物系 | - | - | - | - | 33.33% | 33.33% | 33.33% | - | - | - | - | - | - | - | - | - | - | - | - | - | - | - | - | - | - | - | - | - | - | - | - | - | 100% |
| 心理系 | 14.29% | - | - | - | 14.29% | 7.14% | 14.29% | 14.29% | 21.43% | 7.14% | - | - | - | - | 7.14% | - | - | - | - | - | - | - | - | - | - | - | - | - | - | - | - | - | 100% |
| 法律系 | - | 0.80% | - | 1.60% | 0.80% | 3.20% | 2.40% | 5.60% | 4.80% | 7.20% | 7.20% | 8.80% | 6.40% | 8.00% | 7.20% | 4.80% | 4.00% | 2.40% | 0.80% | 3.20% | 4.80% | 0.80% | - | - | 0.80% | 2.40% | 2.40% | 0.80% | 8.80% | 8.80% | - | 100% | |
| 經濟系 | 6.25% | - | - | 6.25% | - | 6.25% | 18.75% | 6.25% | 6.25% | - | - | 12.50% | 6.25% | 6.25% | - | - | 6.25% | 6.25% | - | 6.25% | - | - | - | 6.25% | - | - | - | - | - | - | - | - | 100% |
| 會計系 | - | - | - | - | - | 2.44% | 24.39% | 14.63% | 17.07% | - | 9.76% | 9.76% | 2.44% | 2.44% | 9.76% | 2.44% | 2.44% | - | - | - | - | - | - | 2.44% | - | - | - | - | - | - | - | - | 100% |
| 企管系 | - | - | - | - | 4.76% | 9.52% | 7.14% | 14.29% | 21.43% | 7.14% | 9.52% | 9.52% | 7.14% | - | 2.38% | 2.38% | 2.38% | - | - | - | - | - | 2.38% | - | - | - | - | - | - | - | - | - | 100% |
| 國貿系 | - | - | - | - | 17.86% | 10.71% | 10.71% | 7.14% | - | 14.29% | 3.57% | 10.71% | 3.57% | - | - | 3.57% | 7.14% | 7.14% | - | - | - | - | 3.57% | - | - | - | - | - | - | - | - | - | 100% |
| 財精系 | 4.35% | - | - | - | 4.35% | 4.35% | 21.74% | 13.04% | 13.04% | - | - | 26.09% | - | 8.70% | - | 4.35% | - | - | - | - | - | - | - | - | - | - | - | - | - | - | - | - | 100% |
| 資管系 | - | - | 4.00% | - | 4.00% | 12.00% | 8.00% | 16.00% | 8.00% | 12.00% | - | 12.00% | - | 4.00% | 8.00% | 4.00% | 4.00% | - | - | - | - | 4.00% | - | - | - | - | - | - | - | - | - | - | 100% |
| EMBA 碩士在職專班 | - | - | - | - | - | - | - | - | - | 18.75% | - | 6.25% | 6.25% | 12.50% | - | 6.25% | 12.50% | - | 6.25% | - | 6.25% | - | 12.50% | - | - | - | - | 12.50% | - | - | - | - | 100% |
| 巨量資料 | - | - | - | - | - | - | 7.41% | 3.70% | 3.70% | - | 18.52% | 18.52% | 3.70% | 7.41% | 3.70% | - | 3.70% | - | 7.41% | - | 11.11% | - | - | - | 3.70% | - | 3.70% | - | 3.70% | - | 3.70% | 100% | |
| 本校碩士級以上 | 2.06% | 0.46% | 0.69% | 1.83% | 4.35% | 6.18% | 9.61% | 8.47% | 8.47% | 6.41% | 5.95% | 10.07% | 4.35% | 5.26% | 4.12% | 3.43% | 3.66% | 2.06% | 0.92% | 1.14% | 2.52% | 0.92% | 0.69% | 0.69% | 0.46% | 1.14% | 0.92% | 0.23% | 2.97% | 100% | | | |

表：畢業滿五年碩士級以上畢業生薪資分布(新臺幣)

| 學系名 | 22,000 元以下 | 22,001 元至 25,000 元 | 25,001 元至 28,000 元 | 28,001 元至 31,000 元 | 31,001 元至 34,000 元 | 34,001 元至 37,000 元 | 37,001 元至 40,000 元 | 40,001 元至 43,000 元 | 43,001 元至 46,000 元 | 46,001 元至 49,000 元 | 49,001 元至 52,000 元 | 52,001 元至 55,000 元 | 55,001 元至 60,000 元 | 60,001 元至 65,000 元 | 65,001 元至 70,000 元 | 70,001 元至 75,000 元 | 75,001 元至 80,000 元 | 80,001 元至 85,000 元 | 85,001 元至 90,000 元 | 90,001 元至 95,000 元 | 95,001 元至 100,000 元 | 100,001 元至 110,000 元 | 110,001 元至 120,000 元 | 120,001 元至 130,000 元 | 130,001 元至 140,000 元 | 140,001 元至 150,000 元 | 150,001 元至 170,000 元 | 170,001 元至 190,000 元 | 190,001 元至 210,000 元 | 210,001 元以上 | 總和 | | | | |
|-------------|---------------|-----------------------------|-----------------------------|-----------------------------|-----------------------------|-----------------------------|-----------------------------|-----------------------------|-----------------------------|-----------------------------|-----------------------------|-----------------------------|-----------------------------|-----------------------------|-----------------------------|-----------------------------|-----------------------------|-----------------------------|-----------------------------|-----------------------------|------------------------------|-------------------------------|-------------------------------|-------------------------------|-------------------------------|-------------------------------|-------------------------------|-------------------------------|-------------------------------|----------------|----|------|--------|------|------|
| 中文系 | - | - | - | - | 11.11% | - | 33.33% | - | - | - | - | 22.22% | - | 11.11% | 11.11% | 11.11% | - | - | - | - | - | - | - | - | - | - | - | - | - | - | - | - | 100% | | |
| 歷史系 | - | - | - | - | - | - | 100% | - | - | - | - | - | - | - | - | - | - | - | - | - | - | - | - | - | - | - | - | - | - | - | - | - | - | 100% | |
| 哲學系 | - | - | - | - | - | - | - | 33.33% | - | - | 33.33% | - | - | - | - | - | - | - | - | - | 33.33% | - | - | - | - | - | - | - | - | - | - | - | - | 100% | |
| 政治系 | - | - | - | - | - | - | - | 20.00% | 40.00% | 20.00% | - | 20.00% | - | - | - | - | - | - | - | - | - | - | - | - | - | - | - | - | - | - | - | - | - | 100% | |
| 社會系 | 25.00% | - | - | - | - | 25.00% | - | 25.00% | 25.00% | - | - | - | - | - | - | - | - | - | - | - | - | - | - | - | - | - | - | - | - | - | - | - | - | 100% | |
| 社工系 | - | - | - | - | - | - | - | - | 33.33% | 8.33% | 16.67% | 25.00% | 8.33% | 8.33% | - | - | - | - | - | - | - | - | - | - | - | - | - | - | - | - | - | - | - | 100% | |
| 音樂系 | 18.18% | - | - | - | - | 18.18% | 18.18% | - | 9.09% | 9.09% | - | - | - | - | 9.09% | - | - | - | - | - | - | - | - | - | - | - | 9.09% | - | 9.09% | - | - | - | - | 100% | |
| 人權碩士 | - | - | - | - | - | - | - | - | - | - | 100% | - | - | - | - | - | - | - | - | - | - | - | - | - | - | - | - | - | - | - | - | - | - | 100% | |
| 英文系 | - | - | - | - | - | - | - | - | 66.67% | - | - | - | 33.33% | - | - | - | - | - | - | - | - | - | - | - | - | - | - | - | - | - | - | - | - | 100% | |
| 日文系 | 8.33% | 16.67% | - | - | - | - | - | 8.33% | - | 8.33% | 8.33% | - | 8.33% | - | - | 8.33% | 16.67% | 8.33% | - | - | - | - | - | - | - | - | - | - | - | - | - | - | - | 100% | |
| 德文系 | - | - | - | - | - | - | - | - | - | - | - | - | - | - | - | - | - | 100% | - | - | - | - | - | - | - | - | - | - | - | - | - | - | - | - | 100% |
| 數學系 | - | - | - | - | - | - | - | 25.00% | 12.50% | 12.50% | 12.50% | - | - | 12.50% | 12.50% | - | - | 12.50% | - | - | - | - | - | - | - | - | - | - | - | - | - | - | - | - | 100% |
| 化學系 | - | - | - | - | - | - | - | - | - | 100% | - | - | - | - | - | - | - | - | - | - | - | - | - | - | - | - | - | - | - | - | - | - | - | - | 100% |
| 微生物系 | - | - | - | - | - | - | - | - | 33.33% | - | 33.33% | - | - | - | - | - | - | - | - | - | - | - | - | - | - | - | - | - | - | - | - | - | 33.33% | 100% | |
| 心理系 | - | - | - | - | - | 6.67% | - | 13.33% | - | 6.67% | 13.33% | 13.33% | 20.00% | 6.67% | 6.67% | 6.67% | - | - | - | - | - | - | - | 6.67% | - | - | - | - | - | - | - | - | - | - | 100% |
| 法律系 | - | - | 0.88% | - | - | 1.77% | 2.65% | 3.54% | 0.88% | 1.77% | 1.77% | 3.54% | 10.62% | 6.19% | 9.73% | 7.08% | 3.54% | 1.77% | 6.19% | 1.77% | 5.31% | 7.08% | 2.65% | 2.65% | 0.88% | 1.77% | 5.31% | 0.88% | 0.88% | 8.85% | - | - | 100% | | |
| 經濟系 | - | - | - | - | 7.14% | - | - | - | 7.14% | 21.43% | 7.14% | 14.29% | - | 21.43% | 7.14% | - | - | - | - | - | - | - | 7.14% | 7.14% | - | - | - | - | - | - | - | - | - | - | 100% |
| 會計系 | - | - | - | - | - | - | 2.22% | - | 11.11% | 2.22% | 6.67% | 6.67% | 17.78% | 8.89% | 8.89% | 11.11% | 8.89% | 4.44% | - | 2.22% | 2.22% | - | 4.44% | - | - | - | 2.22% | - | - | - | - | - | - | 100% | |
| 企管系 | - | - | - | - | - | 1.75% | 5.26% | 1.75% | 5.26% | 5.26% | 7.02% | 14.04% | 7.02% | 10.53% | 8.77% | 12.28% | 3.51% | 1.75% | 1.75% | 1.75% | 3.51% | 5.26% | - | 1.75% | - | - | - | - | 1.75% | - | - | - | - | 100% | |
| 國貿系 | - | - | - | 2.86% | 2.86% | 2.86% | 8.57% | 5.71% | 17.14% | 2.86% | 5.71% | 5.71% | 11.43% | 5.71% | 11.43% | 2.86% | - | - | 5.71% | - | - | 2.86% | 2.86% | - | - | 2.86% | - | - | - | - | - | - | - | 100% | |
| 財精系 | - | - | - | - | - | - | 8.33% | - | 16.67% | - | - | 8.33% | - | 25.00% | 8.33% | - | - | 16.67% | - | - | - | 8.33% | - | - | - | - | - | - | - | - | - | - | 8.33% | 100% | |
| 資管系 | - | - | - | - | 3.23% | - | 3.23% | 12.90% | 3.23% | 6.45% | - | 12.90% | 9.68% | 9.68% | - | 6.45% | 3.23% | 3.23% | 3.23% | 3.23% | - | 9.68% | - | - | 3.23% | - | - | - | - | - | - | - | 6.45% | 100% | |
| EMBA 碩士在職專班 | - | - | - | - | - | - | 18.18% | - | - | - | 9.09% | - | - | 9.09% | - | - | - | 18.18% | - | - | 18.18% | 9.09% | - | - | - | - | - | - | - | - | - | - | 18.18% | 100% | |
| 巨量資料 | - | - | - | - | - | - | - | - | - | - | - | - | - | - | - | - | - | - | - | - | - | - | - | - | - | - | - | - | - | - | - | - | 100% | 100% | |
| 本校碩士級以上 | 0.98% | 0.49% | 0.25% | 0.25% | 0.98% | 1.96% | 4.90% | 4.66% | 7.60% | 4.66% | 5.39% | 7.84% | 9.07% | 8.09% | 7.35% | 6.37% | 3.19% | 3.19% | 2.70% | 1.23% | 2.94% | 4.41% | 1.96% | 0.98% | 0.74% | 0.74% | 2.21% | 0.49% | 0.25% | 4.17% | - | 100% | | | |

表：畢業滿一年進修學士班畢業生薪資分布(新臺幣)

| 學系名 | 22,000元以下 | 22,001元至25,000元 | 25,001元至28,000元 | 28,001元至31,000元 | 31,001元至34,000元 | 34,001元至37,000元 | 37,001元至40,000元 | 40,001元至43,000元 | 43,001元至46,000元 | 46,001元至49,000元 | 49,001元至52,000元 | 52,001元至55,000元 | 55,001元至60,000元 | 60,001元至65,000元 | 70,001元至75,000元 | 80,001元至85,000元 | 95,001元至100,000元 | 150,001元至170,000元 | 210,001元以上 | 總和 |
|---------|-----------|-----------------|-----------------|-----------------|-----------------|-----------------|-----------------|-----------------|-----------------|-----------------|-----------------|-----------------|-----------------|-----------------|-----------------|-----------------|------------------|-------------------|------------|------|
| 中文系 | - | - | - | 22.22% | 11.11% | - | - | - | 44.44% | 11.11% | - | - | - | - | - | - | 11.11% | - | - | 100% |
| 英文系 | 6.25% | 6.25% | - | 6.25% | 12.50% | 12.50% | 12.50% | 6.25% | 6.25% | - | - | 6.25% | 6.25% | 12.50% | - | 6.25% | - | - | - | 100% |
| 日文系 | 5.00% | - | 6.67% | 15.00% | 25.00% | 23.33% | 5.00% | 5.00% | 5.00% | 1.67% | - | 1.67% | - | 3.33% | - | - | 1.67% | 1.67% | - | 100% |
| 商進班 | - | - | - | 4.00% | 8.00% | 8.00% | 20.00% | 12.00% | 8.00% | - | 4.00% | 4.00% | 8.00% | 8.00% | 12.00% | - | - | - | 4.00% | 100% |
| 本校進修學士班 | 3.64% | 0.91% | 3.64% | 11.82% | 18.18% | 16.36% | 9.09% | 6.36% | 9.09% | 1.82% | 0.91% | 2.73% | 2.73% | 5.45% | 2.73% | 0.91% | 1.82% | 0.91% | 0.91% | 100% |

表：畢業滿三年進修學士班畢業生薪資分布(新臺幣)

| 學系名 | 22,000元以下 | 22,001元至25,000元 | 25,001元至28,000元 | 28,001元至31,000元 | 31,001元至34,000元 | 34,001元至37,000元 | 37,001元至40,000元 | 40,001元至43,000元 | 43,001元至46,000元 | 46,001元至49,000元 | 49,001元至52,000元 | 52,001元至55,000元 | 55,001元至60,000元 | 60,001元至65,000元 | 65,001元至70,000元 | 70,001元至75,000元 | 75,001元至80,000元 | 80,001元至85,000元 | 190,001元至210,000元 | 210,001元以上 | 總和 |
|---------|-----------|-----------------|-----------------|-----------------|-----------------|-----------------|-----------------|-----------------|-----------------|-----------------|-----------------|-----------------|-----------------|-----------------|-----------------|-----------------|-----------------|-----------------|-------------------|------------|------|
| 中文系 | - | - | - | - | 14.29% | 42.86% | 7.14% | 21.43% | 7.14% | - | - | - | - | - | - | - | 7.14% | - | - | - | 100% |
| 英文系 | 6.90% | - | - | 6.90% | 13.79% | 13.79% | 6.90% | 3.45% | 20.69% | - | 13.79% | - | 3.45% | 3.45% | - | 3.45% | - | - | 3.45% | - | 100% |
| 日文系 | 1.75% | 1.75% | 1.75% | 10.53% | 19.30% | 19.30% | 12.28% | 10.53% | 1.75% | 1.75% | 3.51% | 3.51% | 3.51% | - | 3.51% | 1.75% | 1.75% | 1.75% | - | - | 100% |
| 商進班 | - | - | - | 4.55% | 9.09% | 4.55% | 18.18% | 22.73% | 4.55% | 13.64% | 4.55% | 4.55% | 9.09% | - | - | - | - | - | - | 4.55% | 100% |
| 本校進修學士班 | 2.46% | 0.82% | 0.82% | 7.38% | 15.57% | 18.03% | 11.48% | 12.30% | 7.38% | 3.28% | 5.74% | 2.46% | 4.10% | 0.82% | 1.64% | 1.64% | 1.64% | 0.82% | 0.82% | 0.82% | 100% |

表：畢業滿五年進修學士班畢業生薪資分布(新臺幣)

| 學系名 | 22,000元以下 | 25,001元至28,000元 | 28,001元至31,000元 | 31,001元至34,000元 | 34,001元至37,000元 | 37,001元至40,000元 | 40,001元至43,000元 | 43,001元至46,000元 | 46,001元至49,000元 | 49,001元至52,000元 | 52,001元至55,000元 | 55,001元至60,000元 | 60,001元至65,000元 | 65,001元至70,000元 | 70,001元至75,000元 | 75,001元至80,000元 | 80,001元至85,000元 | 90,001元至95,000元 | 100,001元至110,000元 | 110,001元至120,000元 | 150,001元至170,000元 | 210,001元以上 | 總和 |
|---------|-----------|-----------------|-----------------|-----------------|-----------------|-----------------|-----------------|-----------------|-----------------|-----------------|-----------------|-----------------|-----------------|-----------------|-----------------|-----------------|-----------------|-----------------|-------------------|-------------------|-------------------|------------|------|
| 中文系 | 7.14% | - | 21.43% | 21.43% | 14.29% | 7.14% | - | 7.14% | 7.14% | - | - | 7.14% | - | - | - | - | - | - | - | 7.14% | - | - | 100% |
| 英文系 | - | - | - | 25.00% | - | - | 12.50% | 25.00% | 12.50% | - | - | - | 12.50% | - | - | 12.50% | - | - | - | - | - | - | 100% |
| 日文系 | 2.33% | - | 11.63% | 16.28% | 16.28% | 13.95% | 2.33% | 6.98% | 2.33% | - | 6.98% | - | 6.98% | 2.33% | - | 2.33% | - | 2.33% | 4.65% | - | - | 2.33% | 100% |
| 商進班 | - | 3.23% | - | 9.68% | 19.35% | 3.23% | 12.90% | 3.23% | 3.23% | 12.90% | 9.68% | 3.23% | 3.23% | 3.23% | 3.23% | - | 3.23% | 3.23% | - | - | 3.23% | - | 100% |
| 本校進修學士班 | 2.08% | 1.04% | 8.33% | 15.63% | 15.63% | 8.33% | 6.25% | 7.29% | 4.17% | 4.17% | 6.25% | 2.08% | 5.21% | 2.08% | 1.04% | 2.08% | 1.04% | 2.08% | 2.08% | 1.04% | 1.04% | 1.04% | 100% |

表：畢業滿一年學士後畢業生薪資分布(新臺幣)

| 學系名 | 43,001元至46,000元 | 總和 |
|-------|-----------------|------|
| 巨量資料 | 100% | 100% |
| 本校學士後 | 100% | 100% |

表：畢業滿三年學士後畢業生薪資分布(新臺幣)

| 學系名 | 43,001元至46,000元 | 60,001元至65,000元 | 95,001元至100,000元 | 總和 |
|-------|-----------------|-----------------|------------------|------|
| 巨量資料 | 60.00% | 20.00% | 20.00% | 100% |
| 本校學士後 | 60.00% | 20.00% | 20.00% | 100% |

三、畢業生其他表現

(一) 目前所具備的專業能力和工作所要求的符合程度
測量：5分量表，1分非常不符合～5分非常符合

1、**學士班**

學士班 110學年度畢業生畢業一年：3.43分。

學士班 108學年度畢業生畢業三年：3.64分。

學士班 106學年度畢業生畢業五年：3.74分。

2、**碩士級以上**（碩士班、碩士在職專班、博士班）

碩士級以上 110學年度畢業生畢業一年：4.03分。

碩士級以上 108學年度畢業生畢業三年：4.06分。

碩士級以上 106學年度畢業生畢業五年：4.08分。

3、**進修學士班**

進修學士班 110學年度畢業生畢業一年：3.10分。

進修學士班 108學年度畢業生畢業三年：3.21分。

進修學士班 106學年度畢業生畢業五年：3.35分。

4、**學士後**

學士後 110學年度畢業生畢業一年：5.00分。

學士後 108學年度畢業生畢業三年：4.17分。

表：學士班畢業生目前所具備的專業能力和工作所要求的符合程度

| 學士班 | 110學年度畢業生 畢業一年 | 108學年度畢業生 畢業三年 | 106學年度畢業生 畢業五年 |
|--------------|-------------------|-------------------|-------------------|
| 中文系 | 3.30 | 3.32 | 3.49 |
| 歷史系 | 2.82 | 3.06 | 3.09 |
| 哲學系 | 3.10 | 3.33 | 3.38 |
| 政治系 | 3.30 | 3.59 | 3.75 |
| 社會系 | 3.22 | 3.10 | 3.45 |
| 社工系 | 3.58 | 4.03 | 3.97 |
| 音樂系 | 4.32 | 4.20 | 4.03 |
| 英文系 | 3.47 | 3.61 | 3.81 |
| 日文系 | 3.34 | 3.38 | 3.62 |
| 德文系 | 2.82 | 3.50 | 3.65 |
| 數學系 | 2.67 | 3.22 | 3.52 |
| 物理系 | 3.08 | 3.74 | 3.47 |
| 化學系 | 3.55 | 3.57 | 3.24 |
| 微生物系 | 3.21 | 3.74 | 4.09 |
| 心理系 | 3.55 | 3.65 | 3.67 |
| 法律系 | 3.59 | 3.82 | 3.90 |
| 經濟系 | 3.14 | 3.62 | 3.63 |
| 會計系 | 3.90 | 4.09 | 4.11 |
| 企管系 | 3.59 | 3.63 | 3.91 |
| 國貿系 | 3.38 | 3.54 | 3.55 |
| 財精系 | 3.29 | 3.66 | 3.69 |
| 資管系 | 3.39 | 3.52 | 3.78 |
| 巨量資料 | 3.53 | 3.68 | - |
| 本校學士班 | 3.43 | 3.64 | 3.74 |

表：碩士級以上畢業生目前所具備的專業能力和工作所要求的符合程度

| 碩士級以上 | 110學年度畢業生畢業一年 | 108學年度畢業生畢業三年 | 106學年度畢業生畢業五年 |
|----------------|---------------|---------------|---------------|
| 中文系 | 4.20 | 3.42 | 3.50 |
| 歷史系 | 3.50 | 2.00 | 3.00 |
| 哲學系 | 3.00 | 3.00 | 3.67 |
| 政治系 | 4.67 | 4.14 | 3.80 |
| 社會系 | 3.75 | 4.27 | 4.20 |
| 社工系 | 4.60 | 4.80 | 4.31 |
| 音樂系 | 3.89 | 3.94 | 4.09 |
| 人權碩士 | 3.50 | 4.25 | 5.00 |
| 英文系 | 4.00 | - | 4.33 |
| 日文系 | 3.82 | 4.27 | 3.92 |
| 德文系 | 5.00 | 2.00 | 1.00 |
| 數學系 | 4.00 | 4.00 | 4.25 |
| 化學系 | 4.00 | 3.83 | 3.50 |
| 微生物系 | 3.33 | 4.33 | 4.50 |
| 心理系 | 4.00 | 4.29 | 4.33 |
| 法律系 | 4.11 | 4.10 | 4.28 |
| 經濟系 | 4.00 | 3.73 | 3.93 |
| 會計系 | 4.49 | 4.42 | 4.06 |
| 企管系 | 3.50 | 4.09 | 3.98 |
| 國貿系 | 3.96 | 3.75 | 3.91 |
| 財精系 | 4.07 | 4.31 | 3.58 |
| 資管系 | 3.88 | 4.04 | 4.19 |
| EMBA 碩士在職專班 | 4.25 | 4.17 | 3.73 |
| 巨量資料 | 3.97 | 3.71 | 4.00 |
| 本校碩士級以上 | 4.03 | 4.06 | 4.08 |

表：進修學士班畢業生目前所具備的專業能力和工作所要求的符合程度

| 進修學士班 | 110 學年度畢業生 畢業一年 | 108 學年度畢業生 畢業三年 | 106 學年度畢業生 畢業五年 |
|----------------|--------------------|--------------------|--------------------|
| 中文系 | 3.22 | 2.82 | 2.80 |
| 英文系 | 3.69 | 3.47 | 3.25 |
| 日文系 | 2.78 | 3.02 | 3.30 |
| 商進班 | 3.52 | 3.64 | 3.71 |
| 本校進修學士班 | 3.10 | 3.21 | 3.35 |

表：學士後畢業生目前所具備的專業能力和工作所要求的符合程度

| 學士後 | 110 學年度畢業生 畢業一年 | 108 學年度畢業生 畢業三年 | 106 學年度畢業生 畢業五年 |
|--------------|--------------------|--------------------|--------------------|
| 巨量資料 | 5.00 | 4.17 | - |
| 本校學士後 | 5.00 | 4.17 | - |

(二) 對目前工作滿意度

測量：5分量表，1分非常不滿意～5分非常滿意

1、**學士班**

學士班 110 學年度畢業生畢業一年：薪資 3.43 分、福利 3.53 分、時間 3.48、環境 3.78。

學士班 108 學年度畢業生畢業三年：薪資 3.47 分、福利 3.53 分、時間 3.52、環境 3.80。

學士班 106 學年度畢業生畢業五年：薪資 3.51 分、福利 3.54 分、時間 3.58、環境 3.78。

2、**碩士級以上**（碩士班、碩士在職專班、博士班）

碩士級以上 110 學年度畢業生畢業一年：薪資 3.68 分、福利 3.70 分、時間 3.64、環境 3.86。

碩士級以上 108 學年度畢業生畢業三年：薪資 3.62 分、福利 3.63 分、時間 3.62、環境 3.82。

碩士級以上 106 學年度畢業生畢業五年：薪資 3.67 分、福利 3.62 分、時間 3.68、環境 3.82。

3、**進修學士班**

進修學士班 110 學年度畢業生畢業一年：薪資 3.48 分、福利 3.61 分、時間 3.87、環境 3.93。

進修學士班 108 學年度畢業生畢業三年：薪資 3.45 分、福利 3.46 分、時間 3.73、環境 3.81。

進修學士班 106 學年度畢業生畢業五年：薪資 3.50 分、福利 3.55 分、時間 3.72、環境 3.67。

4、**學士後**

學士後 110 學年度畢業生畢業一年：薪資 5.00 分、福利 5.00 分、時間 5.00、環境 5.00。

學士後 108 學年度畢業生畢業三年：薪資 3.33 分、福利 3.67 分、時間 4.00、環境 3.83。

表：學士班畢業生工作滿意度

| 學士班 | 110 學年度畢業生畢業一年 | | | | 108 學年度畢業生畢業三年 | | | | 106 學年度畢業生畢業五年 | | | |
|--------------|----------------|-------------|-------------|-------------|----------------|-------------|-------------|-------------|----------------|-------------|-------------|-------------|
| | 薪資 | 福利 | 時間 | 環境 | 薪資 | 福利 | 時間 | 環境 | 薪資 | 福利 | 時間 | 環境 |
| 中文系 | 3.28 | 3.33 | 3.48 | 3.64 | 3.33 | 3.35 | 3.60 | 3.72 | 3.43 | 3.49 | 3.68 | 3.84 |
| 歷史系 | 3.18 | 3.25 | 3.61 | 3.68 | 3.19 | 3.53 | 3.38 | 3.63 | 3.32 | 3.50 | 3.41 | 3.74 |
| 哲學系 | 3.33 | 3.52 | 3.24 | 3.57 | 3.46 | 3.50 | 3.42 | 3.75 | 3.67 | 3.71 | 3.67 | 3.67 |
| 政治系 | 3.34 | 3.53 | 3.49 | 3.81 | 3.57 | 3.61 | 3.66 | 3.85 | 3.34 | 3.46 | 3.35 | 3.71 |
| 社會系 | 3.29 | 3.53 | 3.56 | 3.84 | 3.38 | 3.37 | 3.48 | 3.79 | 3.42 | 3.30 | 3.41 | 3.79 |
| 社工系 | 3.45 | 3.46 | 3.53 | 3.71 | 3.35 | 3.52 | 3.58 | 3.68 | 3.48 | 3.41 | 3.56 | 3.79 |
| 音樂系 | 3.79 | 3.53 | 3.53 | 3.68 | 3.48 | 3.32 | 3.96 | 4.04 | 3.49 | 3.36 | 3.77 | 3.92 |
| 英文系 | 3.55 | 3.53 | 3.54 | 3.84 | 3.47 | 3.46 | 3.52 | 3.72 | 3.56 | 3.51 | 3.77 | 3.87 |
| 日文系 | 3.32 | 3.50 | 3.51 | 3.76 | 3.46 | 3.62 | 3.78 | 3.92 | 3.40 | 3.47 | 3.74 | 3.76 |
| 德文系 | 3.53 | 3.53 | 3.47 | 3.74 | 3.20 | 3.50 | 3.77 | 3.67 | 3.47 | 3.59 | 3.79 | 3.91 |
| 數學系 | 3.27 | 3.20 | 3.27 | 3.40 | 3.65 | 3.61 | 3.87 | 3.57 | 3.59 | 3.62 | 3.76 | 3.86 |
| 物理系 | 3.46 | 3.69 | 3.54 | 3.69 | 3.84 | 3.79 | 3.53 | 4.11 | 3.74 | 3.71 | 3.88 | 4.00 |
| 化學系 | 3.91 | 3.91 | 4.27 | 3.91 | 3.54 | 3.46 | 2.89 | 3.57 | 3.90 | 3.72 | 3.31 | 3.62 |
| 微生物系 | 3.50 | 3.79 | 3.64 | 3.93 | 3.30 | 3.41 | 3.30 | 3.70 | 3.51 | 3.51 | 3.63 | 3.63 |
| 心理系 | 3.32 | 3.41 | 3.36 | 3.55 | 3.71 | 3.53 | 3.47 | 3.97 | 3.27 | 3.30 | 3.77 | 3.67 |
| 法律系 | 3.54 | 3.60 | 3.84 | 3.90 | 3.36 | 3.53 | 3.47 | 3.82 | 3.39 | 3.55 | 3.40 | 3.74 |
| 經濟系 | 3.25 | 3.43 | 3.29 | 3.75 | 3.44 | 3.62 | 3.60 | 3.91 | 3.47 | 3.43 | 3.49 | 3.76 |
| 會計系 | 3.63 | 3.57 | 2.95 | 3.82 | 3.52 | 3.47 | 2.89 | 3.70 | 3.57 | 3.50 | 3.23 | 3.64 |
| 企管系 | 3.57 | 3.64 | 3.53 | 3.93 | 3.48 | 3.48 | 3.52 | 3.81 | 3.60 | 3.67 | 3.63 | 3.78 |
| 國貿系 | 3.36 | 3.59 | 3.52 | 3.83 | 3.75 | 3.66 | 3.81 | 3.86 | 3.63 | 3.64 | 3.62 | 3.78 |
| 財精系 | 3.38 | 3.56 | 3.61 | 3.61 | 3.54 | 3.62 | 3.75 | 3.86 | 3.62 | 3.68 | 3.67 | 3.81 |
| 資管系 | 3.54 | 3.68 | 3.75 | 4.00 | 3.52 | 3.69 | 3.63 | 3.92 | 3.58 | 3.72 | 4.01 | 4.01 |
| 巨量資料 | 3.30 | 3.51 | 3.79 | 3.88 | 3.52 | 3.54 | 3.64 | 3.84 | - | - | - | - |
| 本校學士班 | 3.43 | 3.53 | 3.48 | 3.78 | 3.47 | 3.53 | 3.52 | 3.80 | 3.51 | 3.54 | 3.58 | 3.78 |

表：碩士級以上畢業生工作滿意度

| 碩士級以上 | 110學年度畢業生畢業一年 | | | | 108學年度畢業生畢業三年 | | | | 106學年度畢業生畢業五年 | | | |
|----------------|---------------|-------------|-------------|-------------|---------------|-------------|-------------|-------------|---------------|-------------|-------------|-------------|
| | 薪資 | 福利 | 時間 | 環境 | 薪資 | 福利 | 時間 | 環境 | 薪資 | 福利 | 時間 | 環境 |
| 中文系 | 3.50 | 3.70 | 4.00 | 4.10 | 4.00 | 3.83 | 3.83 | 3.75 | 3.30 | 3.00 | 3.50 | 3.50 |
| 歷史系 | 3.25 | 3.00 | 2.50 | 3.25 | 4.00 | 3.00 | 4.00 | 4.00 | 4.00 | 3.00 | 3.00 | 3.00 |
| 哲學系 | 3.00 | 3.00 | 5.00 | 5.00 | 4.00 | 4.00 | 4.00 | 3.50 | 4.00 | 4.33 | 3.33 | 2.67 |
| 政治系 | 4.00 | 3.33 | 4.00 | 3.67 | 3.43 | 3.86 | 3.86 | 4.29 | 3.20 | 3.60 | 3.20 | 4.00 |
| 社會系 | 3.50 | 3.25 | 3.25 | 4.25 | 3.64 | 3.73 | 3.55 | 3.82 | 3.40 | 3.60 | 3.40 | 3.40 |
| 社工系 | 3.90 | 4.20 | 3.80 | 4.10 | 3.70 | 3.80 | 3.30 | 3.70 | 3.69 | 3.54 | 3.54 | 3.62 |
| 音樂系 | 3.42 | 3.11 | 3.32 | 3.79 | 3.29 | 3.35 | 3.41 | 3.59 | 3.64 | 3.64 | 3.73 | 3.91 |
| 人權碩士 | 3.50 | 3.50 | 3.75 | 3.75 | 3.25 | 3.50 | 4.25 | 4.00 | 3.00 | 3.00 | 4.00 | 3.00 |
| 英文系 | 3.67 | 3.67 | 3.67 | 3.67 | - | - | - | - | 3.67 | 3.67 | 4.33 | 3.33 |
| 日文系 | 3.91 | 3.64 | 4.27 | 4.73 | 3.64 | 3.45 | 3.64 | 3.91 | 3.58 | 3.00 | 3.25 | 3.67 |
| 德文系 | 3.00 | 3.00 | 3.00 | 4.00 | 4.00 | 3.00 | 4.00 | 4.00 | 5.00 | 4.00 | 5.00 | 4.00 |
| 數學系 | 4.40 | 3.80 | 4.00 | 4.20 | 3.75 | 4.50 | 4.25 | 4.50 | 3.38 | 3.50 | 3.75 | 3.63 |
| 化學系 | 3.00 | 3.50 | 2.75 | 3.50 | 3.83 | 3.83 | 3.33 | 3.83 | 4.00 | 3.50 | 3.50 | 4.00 |
| 微生物系 | 3.67 | 3.33 | 2.67 | 3.33 | 3.67 | 3.00 | 4.00 | 4.33 | 2.50 | 3.75 | 4.25 | 4.25 |
| 心理系 | 3.20 | 3.07 | 3.67 | 3.53 | 3.38 | 3.10 | 3.76 | 3.57 | 4.00 | 4.07 | 4.20 | 4.20 |
| 法律系 | 3.78 | 3.76 | 3.69 | 3.80 | 3.57 | 3.57 | 3.57 | 3.79 | 3.85 | 3.66 | 3.66 | 3.88 |
| 經濟系 | 3.47 | 3.53 | 3.41 | 3.71 | 3.67 | 3.80 | 3.93 | 3.93 | 3.73 | 4.00 | 3.67 | 3.80 |
| 會計系 | 3.86 | 3.88 | 3.37 | 3.77 | 3.61 | 3.56 | 3.06 | 3.78 | 3.45 | 3.51 | 3.60 | 3.74 |
| 企管系 | 3.45 | 3.48 | 3.45 | 3.68 | 3.62 | 3.62 | 3.80 | 3.98 | 3.59 | 3.50 | 3.71 | 3.84 |
| 國貿系 | 3.61 | 3.93 | 3.50 | 4.07 | 3.67 | 3.64 | 3.67 | 3.86 | 3.60 | 3.77 | 3.83 | 3.86 |
| 財精系 | 3.85 | 3.89 | 3.74 | 3.96 | 3.69 | 3.69 | 3.69 | 3.63 | 3.83 | 3.67 | 3.50 | 3.67 |
| 資管系 | 3.72 | 4.00 | 4.08 | 4.08 | 3.63 | 3.79 | 3.96 | 3.83 | 3.63 | 3.63 | 3.84 | 3.81 |
| EMBA 碩士在職專班 | 3.81 | 4.00 | 3.63 | 3.88 | 4.00 | 4.08 | 3.67 | 4.17 | 3.73 | 3.64 | 3.45 | 4.27 |
| 巨量資料 | 3.73 | 3.70 | 4.00 | 3.93 | 3.67 | 3.86 | 3.48 | 3.62 | 4.00 | 4.00 | 3.00 | 4.00 |
| 本校碩士級以上 | 3.68 | 3.70 | 3.64 | 3.86 | 3.62 | 3.63 | 3.62 | 3.82 | 3.67 | 3.62 | 3.68 | 3.82 |

表：進修學士班畢業生工作滿意度

| 進修學士班 | 110學年度畢業生畢業一年 | | | | 108學年度畢業生畢業三年 | | | | 106學年度畢業生畢業五年 | | | |
|----------------|---------------|-------------|-------------|-------------|---------------|-------------|-------------|-------------|---------------|-------------|-------------|-------------|
| | 薪資 | 福利 | 時間 | 環境 | 薪資 | 福利 | 時間 | 環境 | 薪資 | 福利 | 時間 | 環境 |
| 中文系 | 3.22 | 3.56 | 3.89 | 3.89 | 3.29 | 3.41 | 3.59 | 3.65 | 3.67 | 3.93 | 3.87 | 3.60 |
| 英文系 | 3.75 | 3.50 | 3.88 | 4.44 | 3.60 | 3.50 | 3.57 | 3.83 | 3.13 | 3.25 | 3.13 | 3.13 |
| 日文系 | 3.38 | 3.56 | 3.91 | 3.78 | 3.35 | 3.40 | 3.79 | 3.82 | 3.48 | 3.40 | 3.72 | 3.80 |
| 商進班 | 3.67 | 3.81 | 3.74 | 4.00 | 3.60 | 3.60 | 3.88 | 3.84 | 3.55 | 3.68 | 3.81 | 3.65 |
| 本校進修學士班 | 3.48 | 3.61 | 3.87 | 3.93 | 3.45 | 3.46 | 3.73 | 3.81 | 3.50 | 3.55 | 3.72 | 3.67 |

表：學士後畢業生工作滿意度

| <u>學士後</u> | 110學年度畢業生畢業一年 | | | | 108學年度畢業生畢業三年 | | | | 106學年度畢業生畢業五年 | | | |
|--------------|---------------|-------------|-------------|-------------|---------------|-------------|-------------|-------------|---------------|----------|----------|----------|
| | 薪資 | 福利 | 時間 | 環境 | 薪資 | 福利 | 時間 | 環境 | 薪資 | 福利 | 時間 | 環境 |
| 巨量資料 | 5.00 | 5.00 | 5.00 | 5.00 | 3.33 | 3.67 | 4.00 | 3.83 | - | - | - | - |
| 本校學士後 | 5.00 | 5.00 | 5.00 | 5.00 | 3.33 | 3.67 | 4.00 | 3.83 | - | - | - | - |

(三) 認為最有幫助的學習經驗 (複選題, 最多選3項)

1、**學士班**

畢業一年：比例最多為「專業知識、知能傳授」，有 60.21% 勾選，其次為「建立同學及老師人脈」，有 34.26% 勾選。

畢業三年：比例最多為「專業知識、知能傳授」，有 55.67% 勾選，其次為「建立同學及老師人脈」，有 31.28% 勾選。

畢業五年：比例最多為「專業知識、知能傳授」，有 55.34% 勾選，其次為「建立同學及老師人脈」，有 30.62% 勾選。

2、**碩士級以上** (碩士班、碩士在職專班、博士班)

畢業一年：比例最多為「專業知識、知能傳授」，有 83.66% 勾選，其次為「建立同學及老師人脈」，有 54.03% 勾選。

畢業三年：比例最多為「專業知識、知能傳授」，有 80.00% 勾選，其次為「建立同學及老師人脈」，有 44.65% 勾選。

畢業五年：比例最多為「專業知識、知能傳授」，有 79.33% 勾選，其次為「建立同學及老師人脈」，有 47.51% 勾選。

3、**進修學士班**

畢業一年：比例最多為「專業知識、知能傳授」，有 56.67% 勾選，其次為「語言學習」，有 49.17% 勾選。

畢業三年：比例最多為「語言學習」，有 55.97% 勾選，其次為「專業知識、知能傳授」，有 44.03% 勾選。

畢業五年：比例最多為「語言學習」，有 47.12% 勾選，其次為「專業知識、知能傳授」，有 43.27% 勾選。

4、**學士後**

畢業一年：比例最多為「專業知識、知能傳授」、「語言學習」，皆 100.00% 勾選。

畢業三年：比例最多為「專業知識、知能傳授」，有 60.00% 勾選，其次為「擔任研究學學助理」，有 40.00% 勾選。

表：學士班畢業滿一年認為最有幫助的學習經驗

| | 有幫助的學習經驗 | | | | | | | | | |
|------|-----------|-----------|--------|--------|--------|--------|----------|-----------|-----------|--------|
| | 專業知識、知能傳授 | 建立同學及老師人脈 | 校內實務課程 | 校外業界實習 | 社團活動 | 語言學習 | 參與國際交流活動 | 志工服務、服務學習 | 擔任研究或教學助理 | 其他訓練 |
| 總計 | 60.21% | 34.26% | 26.25% | 23.41% | 20.27% | 28.35% | 5.24% | 6.51% | 5.31% | 3.66% |
| 中文系 | 52.81% | 24.72% | 22.47% | 10.11% | 30.34% | 32.58% | 2.25% | 6.74% | 7.87% | 2.25% |
| 歷史系 | 39.29% | 28.57% | 17.86% | 21.43% | 21.43% | 39.29% | 3.57% | 7.14% | 10.71% | 3.57% |
| 哲學系 | 42.86% | 33.33% | 14.29% | 9.52% | 38.10% | 23.81% | 0.00% | 19.05% | 4.76% | 19.05% |
| 政治系 | 51.06% | 51.06% | 21.28% | 27.66% | 14.89% | 14.89% | 2.13% | 8.51% | 8.51% | 8.51% |
| 社會系 | 54.41% | 41.18% | 25.00% | 25.00% | 17.65% | 19.12% | 4.41% | 11.76% | 8.82% | 2.94% |
| 社工系 | 60.53% | 35.53% | 43.42% | 51.32% | 19.74% | 11.84% | 1.32% | 10.53% | 1.32% | 0.00% |
| 音樂系 | 78.95% | 63.16% | 15.79% | 21.05% | 10.53% | 36.84% | 0.00% | 0.00% | 5.26% | 5.26% |
| 英文系 | 47.06% | 29.41% | 30.39% | 15.69% | 19.61% | 47.06% | 10.78% | 8.82% | 5.88% | 5.88% |
| 日文系 | 53.85% | 22.22% | 20.51% | 7.69% | 20.51% | 53.85% | 18.80% | 5.13% | 3.42% | 5.13% |
| 德文系 | 41.18% | 35.29% | 20.59% | 11.76% | 5.88% | 64.71% | 17.65% | 2.94% | 8.82% | 2.94% |
| 數學系 | 60.00% | 46.67% | 20.00% | 26.67% | 6.67% | 26.67% | 0.00% | 13.33% | 6.67% | 6.67% |
| 物理系 | 46.15% | 69.23% | 30.77% | 15.38% | 15.38% | 15.38% | 0.00% | 0.00% | 15.38% | 0.00% |
| 化學系 | 54.55% | 54.55% | 36.36% | 0.00% | 18.18% | 27.27% | 0.00% | 0.00% | 0.00% | 0.00% |
| 微生物系 | 71.43% | 50.00% | 42.86% | 21.43% | 14.29% | 14.29% | 7.14% | 0.00% | 7.14% | 0.00% |
| 心理系 | 61.36% | 22.73% | 36.36% | 61.36% | 20.45% | 13.64% | 6.82% | 13.64% | 0.00% | 2.27% |
| 法律系 | 73.53% | 35.29% | 32.35% | 10.29% | 27.94% | 26.47% | 1.47% | 7.35% | 8.82% | 0.00% |
| 經濟系 | 44.30% | 44.30% | 17.72% | 32.91% | 25.32% | 22.78% | 5.06% | 3.80% | 7.59% | 2.53% |
| 會計系 | 92.14% | 32.86% | 24.29% | 20.00% | 15.71% | 18.57% | 0.00% | 6.43% | 2.86% | 1.43% |
| 企管系 | 56.78% | 31.36% | 27.12% | 30.51% | 22.88% | 24.58% | 5.93% | 5.08% | 1.69% | 6.78% |
| 國貿系 | 52.17% | 28.99% | 20.29% | 30.43% | 17.39% | 46.38% | 7.25% | 1.45% | 0.00% | 2.90% |
| 財精系 | 72.73% | 37.88% | 28.79% | 13.64% | 19.70% | 15.15% | 0.00% | 6.06% | 1.52% | 1.52% |
| 資管系 | 71.43% | 35.71% | 28.57% | 30.36% | 19.64% | 17.86% | 3.57% | 5.36% | 7.14% | 5.36% |
| 巨量資料 | 65.12% | 37.21% | 32.56% | 32.56% | 18.60% | 11.63% | 0.00% | 0.00% | 18.60% | 4.65% |

表：學士班畢業滿三年認為最有幫助的學習經驗

| | 有幫助的學習經驗 | | | | | | | | | |
|------|-----------|-----------|--------|--------|--------|--------|----------|-----------|-----------|--------|
| | 專業知識、知能傳授 | 建立同學及老師人脈 | 校內實務課程 | 校外業界實習 | 社團活動 | 語言學習 | 參與國際交流活動 | 志工服務、服務學習 | 擔任研究或教學助理 | 其他訓練 |
| 總計 | 55.67% | 31.28% | 25.49% | 22.01% | 21.16% | 27.26% | 8.48% | 5.55% | 8.96% | 2.99% |
| 中文系 | 44.55% | 31.82% | 26.36% | 14.55% | 27.27% | 30.91% | 7.27% | 7.27% | 10.91% | 2.73% |
| 歷史系 | 28.13% | 34.38% | 21.88% | 12.50% | 28.13% | 25.00% | 3.13% | 12.50% | 15.63% | 6.25% |
| 哲學系 | 45.83% | 25.00% | 20.83% | 12.50% | 33.33% | 29.17% | 4.17% | 4.17% | 4.17% | 4.17% |
| 政治系 | 32.43% | 40.54% | 17.57% | 10.81% | 31.08% | 32.43% | 9.46% | 4.05% | 13.51% | 6.76% |
| 社會系 | 42.31% | 50.00% | 17.31% | 19.23% | 21.15% | 28.85% | 3.85% | 11.54% | 13.46% | 0.00% |
| 社工系 | 60.44% | 35.16% | 53.85% | 47.25% | 21.98% | 5.49% | 2.20% | 14.29% | 3.30% | 2.20% |
| 音樂系 | 60.00% | 60.00% | 32.00% | 4.00% | 8.00% | 16.00% | 0.00% | 4.00% | 8.00% | 8.00% |
| 英文系 | 36.73% | 15.31% | 21.43% | 21.43% | 18.37% | 61.22% | 13.27% | 6.12% | 2.04% | 2.04% |
| 日文系 | 57.28% | 29.13% | 15.53% | 10.68% | 21.36% | 56.31% | 16.50% | 4.85% | 6.80% | 1.94% |
| 德文系 | 33.33% | 23.33% | 16.67% | 20.00% | 26.67% | 53.33% | 20.00% | 6.67% | 13.33% | 6.67% |
| 數學系 | 65.22% | 39.13% | 26.09% | 8.70% | 17.39% | 8.70% | 8.70% | 0.00% | 21.74% | 8.70% |
| 物理系 | 78.95% | 15.79% | 21.05% | 5.26% | 21.05% | 26.32% | 10.53% | 5.26% | 26.32% | 0.00% |
| 化學系 | 64.29% | 35.71% | 25.00% | 0.00% | 14.29% | 25.00% | 3.57% | 7.14% | 42.86% | 7.14% |
| 微生物系 | 59.26% | 29.63% | 25.93% | 25.93% | 25.93% | 7.41% | 0.00% | 3.70% | 14.81% | 11.11% |
| 心理系 | 50.00% | 32.35% | 41.18% | 32.35% | 29.41% | 17.65% | 2.94% | 2.94% | 2.94% | 0.00% |
| 法律系 | 71.76% | 36.64% | 23.66% | 12.21% | 22.14% | 19.08% | 4.58% | 6.11% | 7.63% | 1.53% |
| 經濟系 | 44.44% | 29.91% | 26.50% | 29.06% | 21.37% | 34.19% | 11.11% | 5.13% | 10.26% | 4.27% |
| 會計系 | 84.94% | 30.12% | 25.30% | 22.89% | 10.84% | 18.07% | 1.81% | 1.81% | 5.42% | 1.20% |
| 企管系 | 48.97% | 31.03% | 28.97% | 27.59% | 22.76% | 17.93% | 15.86% | 3.45% | 6.90% | 3.45% |
| 國貿系 | 46.84% | 18.99% | 15.19% | 24.05% | 20.25% | 39.24% | 20.25% | 7.59% | 2.53% | 1.27% |
| 財精系 | 67.57% | 32.43% | 22.52% | 17.12% | 19.82% | 18.02% | 9.91% | 4.50% | 9.91% | 2.70% |
| 資管系 | 58.46% | 27.69% | 27.69% | 41.54% | 21.54% | 20.00% | 4.62% | 0.00% | 9.23% | 3.08% |
| 巨量資料 | 60.71% | 32.14% | 30.36% | 42.86% | 17.86% | 16.07% | 1.79% | 7.14% | 12.50% | 1.79% |

表：學士班畢業滿五年認為最有幫助的學習經驗

| | 有幫助的學習經驗 | | | | | | | | | |
|------|-----------|-----------|--------|--------|--------|--------|----------|-----------|-----------|--------|
| | 專業知識、知能傳授 | 建立同學及老師人脈 | 校內實務課程 | 校外業界實習 | 社團活動 | 語言學習 | 參與國際交流活動 | 志工服務、服務學習 | 擔任研究或教學助理 | 其他訓練 |
| 總計 | 55.34% | 30.62% | 22.71% | 19.35% | 21.59% | 31.86% | 9.62% | 5.31% | 8.61% | 3.42% |
| 中文系 | 39.05% | 18.10% | 17.14% | 15.24% | 27.62% | 35.24% | 10.48% | 12.38% | 16.19% | 4.76% |
| 歷史系 | 35.29% | 35.29% | 26.47% | 8.82% | 41.18% | 26.47% | 14.71% | 2.94% | 14.71% | 5.88% |
| 哲學系 | 45.83% | 25.00% | 8.33% | 12.50% | 33.33% | 54.17% | 12.50% | 12.50% | 12.50% | 4.17% |
| 政治系 | 38.46% | 41.54% | 13.85% | 24.62% | 24.62% | 26.15% | 10.77% | 3.08% | 13.85% | 6.15% |
| 社會系 | 46.05% | 34.21% | 15.79% | 14.47% | 36.84% | 34.21% | 9.21% | 11.84% | 5.26% | 3.95% |
| 社工系 | 58.51% | 36.17% | 40.43% | 46.81% | 21.28% | 9.57% | 0.00% | 13.83% | 6.38% | 1.06% |
| 音樂系 | 69.23% | 56.41% | 35.90% | 10.26% | 2.56% | 10.26% | 12.82% | 0.00% | 7.69% | 5.13% |
| 英文系 | 42.00% | 21.00% | 30.00% | 5.00% | 21.00% | 71.00% | 21.00% | 7.00% | 11.00% | 0.00% |
| 日文系 | 46.09% | 24.35% | 15.65% | 9.57% | 23.48% | 60.87% | 15.65% | 3.48% | 4.35% | 1.74% |
| 德文系 | 26.47% | 26.47% | 20.59% | 23.53% | 23.53% | 61.76% | 20.59% | 2.94% | 5.88% | 0.00% |
| 數學系 | 55.17% | 41.38% | 17.24% | 10.34% | 34.48% | 10.34% | 0.00% | 6.90% | 17.24% | 6.90% |
| 物理系 | 64.71% | 26.47% | 38.24% | 35.29% | 14.71% | 23.53% | 8.82% | 5.88% | 17.65% | 2.94% |
| 化學系 | 51.72% | 48.28% | 13.79% | 17.24% | 6.90% | 27.59% | 0.00% | 0.00% | 27.59% | 10.34% |
| 微生物系 | 77.14% | 20.00% | 37.14% | 5.71% | 17.14% | 20.00% | 0.00% | 5.71% | 11.43% | 0.00% |
| 心理系 | 66.67% | 30.00% | 23.33% | 30.00% | 13.33% | 20.00% | 0.00% | 10.00% | 16.67% | 3.33% |
| 法律系 | 80.92% | 23.68% | 26.32% | 8.55% | 24.34% | 21.05% | 7.24% | 5.26% | 8.55% | 2.63% |
| 經濟系 | 44.44% | 30.30% | 21.21% | 20.20% | 25.25% | 34.34% | 5.05% | 5.05% | 9.09% | 4.04% |
| 會計系 | 83.04% | 36.26% | 21.05% | 16.96% | 12.87% | 19.30% | 5.26% | 2.34% | 4.09% | 1.75% |
| 企管系 | 50.33% | 32.03% | 18.95% | 27.45% | 22.22% | 30.07% | 13.73% | 3.27% | 2.61% | 7.84% |
| 國貿系 | 34.88% | 29.07% | 26.74% | 25.58% | 12.79% | 48.84% | 23.26% | 2.33% | 4.65% | 1.16% |
| 財精系 | 59.83% | 33.33% | 17.09% | 19.66% | 23.08% | 20.51% | 5.13% | 2.56% | 7.69% | 3.42% |
| 資管系 | 56.76% | 31.08% | 22.97% | 36.49% | 14.86% | 27.03% | 5.41% | 1.35% | 9.46% | 4.05% |

表：碩士級以上畢業滿一年認為最有幫助的學習經驗

| | 有幫助的學習經驗 | | | | | | | | | |
|-------------|-----------|-----------|--------|--------|--------|---------|----------|-----------|-----------|-------|
| | 專業知識、知能傳授 | 建立同學及老師人脈 | 校內實務課程 | 校外業界實習 | 社團活動 | 語言學習 | 參與國際交流活動 | 志工服務、服務學習 | 擔任研究或教學助理 | 其他訓練 |
| 總計 | 83.66% | 54.03% | 29.41% | 10.46% | 4.36% | 11.98% | 3.27% | 1.96% | 19.61% | 2.18% |
| 中文系 | 90.00% | 50.00% | 10.00% | 0.00% | 20.00% | 30.00% | 10.00% | 0.00% | 50.00% | 0.00% |
| 歷史系 | 100.00% | 0.00% | 25.00% | 25.00% | 0.00% | 25.00% | 25.00% | 0.00% | 0.00% | 0.00% |
| 哲學系 | 50.00% | 100.00% | 0.00% | 0.00% | 0.00% | 0.00% | 0.00% | 0.00% | 100.00% | 0.00% |
| 政治系 | 66.67% | 33.33% | 33.33% | 33.33% | 33.33% | 0.00% | 0.00% | 0.00% | 33.33% | 0.00% |
| 社會系 | 75.00% | 50.00% | 50.00% | 0.00% | 0.00% | 0.00% | 0.00% | 0.00% | 75.00% | 0.00% |
| 社工系 | 80.00% | 70.00% | 70.00% | 30.00% | 0.00% | 0.00% | 0.00% | 20.00% | 30.00% | 0.00% |
| 音樂系 | 84.21% | 52.63% | 52.63% | 0.00% | 5.26% | 10.53% | 0.00% | 5.26% | 5.26% | 0.00% |
| 人權碩士 | 75.00% | 50.00% | 0.00% | 25.00% | 0.00% | 25.00% | 25.00% | 0.00% | 50.00% | 0.00% |
| 英文系 | 100.00% | 33.33% | 66.67% | 0.00% | 0.00% | 66.67% | 0.00% | 0.00% | 0.00% | 0.00% |
| 日文系 | 81.82% | 45.45% | 27.27% | 0.00% | 0.00% | 63.64% | 18.18% | 0.00% | 18.18% | 0.00% |
| 德文系 | 100.00% | 0.00% | 0.00% | 0.00% | 0.00% | 100.00% | 0.00% | 0.00% | 100.00% | 0.00% |
| 數學系 | 60.00% | 20.00% | 20.00% | 0.00% | 20.00% | 40.00% | 0.00% | 0.00% | 60.00% | 0.00% |
| 化學系 | 100.00% | 25.00% | 25.00% | 0.00% | 0.00% | 25.00% | 0.00% | 0.00% | 50.00% | 0.00% |
| 微生物系 | 100.00% | 33.33% | 66.67% | 0.00% | 0.00% | 0.00% | 0.00% | 0.00% | 66.67% | 0.00% |
| 心理系 | 80.00% | 33.33% | 53.33% | 60.00% | 0.00% | 6.67% | 0.00% | 0.00% | 13.33% | 6.67% |
| 法律系 | 92.37% | 67.94% | 24.43% | 2.29% | 1.53% | 7.63% | 2.29% | 0.00% | 14.50% | 3.05% |
| 經濟系 | 82.35% | 41.18% | 11.76% | 0.00% | 5.88% | 11.76% | 5.88% | 0.00% | 29.41% | 0.00% |
| 會計系 | 86.05% | 51.16% | 32.56% | 6.98% | 0.00% | 16.28% | 0.00% | 2.33% | 9.30% | 6.98% |
| 企管系 | 68.18% | 47.73% | 22.73% | 22.73% | 6.82% | 6.82% | 6.82% | 2.27% | 20.45% | 0.00% |
| 國貿系 | 64.29% | 46.43% | 25.00% | 0.00% | 0.00% | 17.86% | 3.57% | 0.00% | 17.86% | 3.57% |
| 財精系 | 85.19% | 62.96% | 29.63% | 18.52% | 3.70% | 7.41% | 3.70% | 0.00% | 29.63% | 3.70% |
| 資管系 | 92.00% | 44.00% | 32.00% | 8.00% | 4.00% | 16.00% | 0.00% | 0.00% | 16.00% | 0.00% |
| EMBA 碩士在職專班 | 75.00% | 62.50% | 25.00% | 31.25% | 37.50% | 6.25% | 6.25% | 12.50% | 0.00% | 0.00% |
| 巨量資料 | 83.33% | 50.00% | 36.67% | 16.67% | 3.33% | 0.00% | 0.00% | 6.67% | 23.33% | 0.00% |

表：碩士級以上畢業滿三年認為最有幫助的學習經驗

| | 有幫助的學習經驗 | | | | | | | | | |
|-------------|-----------|-----------|---------|---------|--------|--------|----------|-----------|-----------|--------|
| | 專業知識、知能傳授 | 建立同學及老師人脈 | 校內實務課程 | 校外業界實習 | 社團活動 | 語言學習 | 參與國際交流活動 | 志工服務、服務學習 | 擔任研究或教學助理 | 其他訓練 |
| 總計 | 80.00% | 44.65% | 26.05% | 16.98% | 4.88% | 17.21% | 5.12% | 2.33% | 19.07% | 2.09% |
| 中文系 | 58.33% | 33.33% | 25.00% | 8.33% | 8.33% | 25.00% | 0.00% | 8.33% | 41.67% | 8.33% |
| 歷史系 | 100.00% | 0.00% | 100.00% | 100.00% | 0.00% | 0.00% | 0.00% | 0.00% | 0.00% | 0.00% |
| 哲學系 | 0.00% | 50.00% | 50.00% | 50.00% | 50.00% | 0.00% | 0.00% | 0.00% | 0.00% | 0.00% |
| 政治系 | 14.29% | 57.14% | 14.29% | 28.57% | 0.00% | 14.29% | 14.29% | 0.00% | 71.43% | 0.00% |
| 社會系 | 100.00% | 36.36% | 18.18% | 0.00% | 9.09% | 9.09% | 9.09% | 0.00% | 18.18% | 0.00% |
| 社工系 | 90.00% | 60.00% | 20.00% | 50.00% | 10.00% | 0.00% | 0.00% | 10.00% | 40.00% | 0.00% |
| 音樂系 | 76.47% | 41.18% | 17.65% | 11.76% | 0.00% | 5.88% | 0.00% | 5.88% | 17.65% | 5.88% |
| 人權碩士 | 100.00% | 50.00% | 50.00% | 25.00% | 0.00% | 25.00% | 0.00% | 25.00% | 25.00% | 0.00% |
| 日文系 | 72.73% | 27.27% | 9.09% | 0.00% | 0.00% | 54.55% | 18.18% | 18.18% | 18.18% | 9.09% |
| 德文系 | 100.00% | 0.00% | 0.00% | 0.00% | 0.00% | 0.00% | 0.00% | 0.00% | 100.00% | 0.00% |
| 數學系 | 50.00% | 50.00% | 25.00% | 0.00% | 25.00% | 0.00% | 0.00% | 25.00% | 50.00% | 0.00% |
| 化學系 | 50.00% | 33.33% | 16.67% | 50.00% | 16.67% | 16.67% | 0.00% | 0.00% | 33.33% | 16.67% |
| 微生物系 | 100.00% | 0.00% | 66.67% | 0.00% | 0.00% | 33.33% | 0.00% | 0.00% | 33.33% | 0.00% |
| 心理系 | 95.24% | 57.14% | 33.33% | 71.43% | 0.00% | 0.00% | 0.00% | 4.76% | 23.81% | 0.00% |
| 法律系 | 81.74% | 44.35% | 25.22% | 4.35% | 4.35% | 20.87% | 4.35% | 0.00% | 6.96% | 0.87% |
| 經濟系 | 66.67% | 26.67% | 33.33% | 20.00% | 0.00% | 40.00% | 0.00% | 6.67% | 40.00% | 0.00% |
| 會計系 | 94.44% | 55.56% | 19.44% | 8.33% | 5.56% | 13.89% | 11.11% | 0.00% | 11.11% | 0.00% |
| 企管系 | 75.56% | 48.89% | 26.67% | 24.44% | 6.67% | 15.56% | 6.67% | 0.00% | 8.89% | 2.22% |
| 國貿系 | 72.22% | 52.78% | 22.22% | 8.33% | 2.78% | 30.56% | 16.67% | 2.78% | 25.00% | 0.00% |
| 財精系 | 93.75% | 50.00% | 25.00% | 6.25% | 6.25% | 18.75% | 0.00% | 0.00% | 37.50% | 0.00% |
| 資管系 | 87.50% | 25.00% | 37.50% | 16.67% | 4.17% | 4.17% | 0.00% | 0.00% | 37.50% | 12.50% |
| EMBA 碩士在職專班 | 83.33% | 66.67% | 25.00% | 33.33% | 16.67% | 0.00% | 0.00% | 0.00% | 0.00% | 0.00% |
| 巨量資料 | 80.95% | 33.33% | 38.10% | 38.10% | 0.00% | 9.52% | 0.00% | 0.00% | 14.29% | 0.00% |

表：碩士級以上畢業滿五年認為最有幫助的學習經驗

| | 有幫助的學習經驗 | | | | | | | | | |
|-------------|-----------|-----------|---------|---------|--------|--------|----------|-----------|-----------|--------|
| | 專業知識、知能傳授 | 建立同學及老師人脈 | 校內實務課程 | 校外業界實習 | 社團活動 | 語言學習 | 參與國際交流活動 | 志工服務、服務學習 | 擔任研究或教學助理 | 其他訓練 |
| 總計 | 79.33% | 47.51% | 20.90% | 11.16% | 6.41% | 14.25% | 6.65% | 1.43% | 19.48% | 2.85% |
| 中文系 | 70.00% | 40.00% | 20.00% | 10.00% | 20.00% | 20.00% | 0.00% | 0.00% | 40.00% | 10.00% |
| 歷史系 | 0.00% | 0.00% | 100.00% | 0.00% | 0.00% | 0.00% | 0.00% | 0.00% | 100.00% | 0.00% |
| 哲學系 | 100.00% | 0.00% | 0.00% | 0.00% | 33.33% | 33.33% | 33.33% | 33.33% | 66.67% | 0.00% |
| 政治系 | 60.00% | 100.00% | 0.00% | 0.00% | 20.00% | 20.00% | 0.00% | 0.00% | 100.00% | 0.00% |
| 社會系 | 60.00% | 20.00% | 0.00% | 0.00% | 40.00% | 0.00% | 0.00% | 0.00% | 40.00% | 20.00% |
| 社工系 | 76.92% | 46.15% | 46.15% | 30.77% | 0.00% | 0.00% | 0.00% | 0.00% | 38.46% | 0.00% |
| 音樂系 | 72.73% | 27.27% | 27.27% | 9.09% | 0.00% | 9.09% | 0.00% | 0.00% | 27.27% | 0.00% |
| 人權碩士 | 100.00% | 0.00% | 100.00% | 0.00% | 0.00% | 0.00% | 100.00% | 0.00% | 0.00% | 0.00% |
| 英文系 | 33.33% | 33.33% | 33.33% | 0.00% | 33.33% | 33.33% | 0.00% | 0.00% | 0.00% | 0.00% |
| 日文系 | 83.33% | 41.67% | 8.33% | 8.33% | 8.33% | 41.67% | 16.67% | 0.00% | 25.00% | 0.00% |
| 德文系 | 0.00% | 0.00% | 0.00% | 100.00% | 0.00% | 0.00% | 0.00% | 0.00% | 0.00% | 0.00% |
| 數學系 | 75.00% | 25.00% | 50.00% | 37.50% | 0.00% | 0.00% | 0.00% | 12.50% | 50.00% | 0.00% |
| 化學系 | 50.00% | 0.00% | 50.00% | 50.00% | 0.00% | 0.00% | 0.00% | 0.00% | 0.00% | 0.00% |
| 微生物系 | 100.00% | 50.00% | 50.00% | 25.00% | 25.00% | 0.00% | 0.00% | 0.00% | 50.00% | 0.00% |
| 心理系 | 93.33% | 40.00% | 53.33% | 73.33% | 0.00% | 0.00% | 0.00% | 0.00% | 13.33% | 0.00% |
| 法律系 | 86.21% | 51.72% | 17.24% | 2.59% | 7.76% | 13.79% | 8.62% | 0.00% | 13.79% | 0.86% |
| 經濟系 | 60.00% | 46.67% | 6.67% | 13.33% | 0.00% | 6.67% | 0.00% | 0.00% | 40.00% | 13.33% |
| 會計系 | 89.36% | 44.68% | 14.89% | 2.13% | 4.26% | 14.89% | 4.26% | 4.26% | 6.38% | 2.13% |
| 企管系 | 74.14% | 50.00% | 15.52% | 13.79% | 3.45% | 12.07% | 8.62% | 0.00% | 17.24% | 3.45% |
| 國貿系 | 71.43% | 45.71% | 17.14% | 14.29% | 8.57% | 25.71% | 14.29% | 0.00% | 8.57% | 2.86% |
| 財精系 | 66.67% | 58.33% | 0.00% | 0.00% | 16.67% | 16.67% | 0.00% | 0.00% | 25.00% | 0.00% |
| 資管系 | 90.63% | 53.13% | 31.25% | 9.38% | 0.00% | 18.75% | 3.13% | 6.25% | 25.00% | 9.38% |
| EMBA 碩士在職專班 | 54.55% | 72.73% | 45.45% | 9.09% | 0.00% | 9.09% | 9.09% | 0.00% | 0.00% | 0.00% |
| 巨量資料 | 100.00% | 0.00% | 0.00% | 0.00% | 0.00% | 0.00% | 0.00% | 0.00% | 0.00% | 0.00% |

表：進修學士班畢業滿一年認為最有幫助的學習經驗

| | 有幫助的學習經驗 | | | | | | | | | |
|-----|-----------|-----------|--------|--------|-------|--------|----------|-----------|-----------|-------|
| | 專業知識、知能傳授 | 建立同學及老師人脈 | 校內實務課程 | 校外業界實習 | 社團活動 | 語言學習 | 參與國際交流活動 | 志工服務、服務學習 | 擔任研究或教學助理 | 其他訓練 |
| 總計 | 56.67% | 30.00% | 15.83% | 3.33% | 5.83% | 49.17% | 14.17% | 0.83% | 5.83% | 2.50% |
| 中文系 | 44.44% | 44.44% | 33.33% | 0.00% | 0.00% | 44.44% | 22.22% | 0.00% | 0.00% | 0.00% |
| 英文系 | 50.00% | 18.75% | 6.25% | 0.00% | 6.25% | 81.25% | 6.25% | 6.25% | 6.25% | 6.25% |
| 日文系 | 55.88% | 26.47% | 13.24% | 2.94% | 7.35% | 51.47% | 14.71% | 0.00% | 5.88% | 2.94% |
| 商進班 | 66.67% | 40.74% | 22.22% | 7.41% | 3.70% | 25.93% | 14.81% | 0.00% | 7.41% | 0.00% |

表：進修學士班畢業滿三年認為最有幫助的學習經驗

| | 有幫助的學習經驗 | | | | | | | | | |
|-----|-----------|-----------|--------|--------|-------|--------|----------|-----------|-----------|--------|
| | 專業知識、知能傳授 | 建立同學及老師人脈 | 校內實務課程 | 校外業界實習 | 社團活動 | 語言學習 | 參與國際交流活動 | 志工服務、服務學習 | 擔任研究或教學助理 | 其他訓練 |
| 總計 | 44.03% | 29.85% | 17.91% | 8.21% | 5.97% | 55.97% | 13.43% | 1.49% | 5.22% | 7.46% |
| 中文系 | 41.18% | 29.41% | 23.53% | 5.88% | 5.88% | 35.29% | 0.00% | 0.00% | 5.88% | 11.76% |
| 英文系 | 40.00% | 30.00% | 13.33% | 3.33% | 6.67% | 76.67% | 6.67% | 3.33% | 3.33% | 10.00% |
| 日文系 | 33.87% | 30.65% | 16.13% | 9.68% | 8.06% | 62.90% | 20.97% | 1.61% | 6.45% | 6.45% |
| 商進班 | 76.00% | 28.00% | 24.00% | 12.00% | 0.00% | 28.00% | 12.00% | 0.00% | 4.00% | 4.00% |

表：進修學士班畢業滿五年認為最有幫助的學習經驗

| | 有幫助的學習經驗 | | | | | | | | | |
|-----|-----------|-----------|--------|--------|--------|--------|----------|-----------|-----------|-------|
| | 專業知識、知能傳授 | 建立同學及老師人脈 | 校內實務課程 | 校外業界實習 | 社團活動 | 語言學習 | 參與國際交流活動 | 志工服務、服務學習 | 擔任研究或教學助理 | 其他訓練 |
| 總計 | 43.27% | 33.65% | 18.27% | 10.58% | 8.65% | 47.12% | 8.65% | 6.73% | 6.73% | 4.81% |
| 中文系 | 20.00% | 40.00% | 26.67% | 26.67% | 6.67% | 40.00% | 0.00% | 13.33% | 6.67% | 6.67% |
| 英文系 | 37.50% | 62.50% | 12.50% | 12.50% | 12.50% | 37.50% | 37.50% | 0.00% | 12.50% | 0.00% |
| 日文系 | 42.00% | 26.00% | 10.00% | 6.00% | 8.00% | 70.00% | 10.00% | 6.00% | 6.00% | 8.00% |
| 商進班 | 58.06% | 35.48% | 29.03% | 9.68% | 9.68% | 16.13% | 3.23% | 6.45% | 6.45% | 0.00% |

表：學士後畢業滿一年認為最有幫助的學習經驗

| | 有幫助的學習經驗 | | | | | | | | | |
|------|-----------|-----------|--------|--------|-------|---------|----------|-----------|-----------|-------|
| | 專業知識、知能傳授 | 建立同學及老師人脈 | 校內實務課程 | 校外業界實習 | 社團活動 | 語言學習 | 參與國際交流活動 | 志工服務、服務學習 | 擔任研究或教學助理 | 其他訓練 |
| 總計 | 100.00% | 0.00% | 0.00% | 0.00% | 0.00% | 100.00% | 0.00% | 0.00% | 0.00% | 0.00% |
| 巨量資料 | 100.00% | 0.00% | 0.00% | 0.00% | 0.00% | 100.00% | 0.00% | 0.00% | 0.00% | 0.00% |

表：學士後畢業滿三年認為最有幫助的學習經驗

| | 有幫助的學習經驗 | | | | | | | | | |
|------|-----------|-----------|--------|--------|-------|--------|----------|-----------|-----------|-------|
| | 專業知識、知能傳授 | 建立同學及老師人脈 | 校內實務課程 | 校外業界實習 | 社團活動 | 語言學習 | 參與國際交流活動 | 志工服務、服務學習 | 擔任研究或教學助理 | 其他訓練 |
| 總計 | 60.00% | 20.00% | 20.00% | 0.00% | 0.00% | 20.00% | 0.00% | 0.00% | 40.00% | 0.00% |
| 巨量資料 | 60.00% | 20.00% | 20.00% | 0.00% | 0.00% | 20.00% | 0.00% | 0.00% | 40.00% | 0.00% |